



Ghana's **2020 SDGs Budget Report**



Contents

Minister's Foreword	03
Introduction	04
Methodology	05
Policy Initiatives	16
Goal Funding	17
Conclusion	71
Bibliography	72
Endnotes	73



Minister's Foreword

I am pleased to present the **2020 SDGs Budget Report** which provides an overview of the government of Ghana's resource allocation towards the Sustainable Development Goals (SDGs) during the 2020 fiscal year and provides the opportunity to review actual expenditures against financial allocations in 2019.

The year 2020 was an extraordinary one.

With the world beset by the COVID-19 pandemic and its subsequent socio-economic impact on all nations; the Sustainable Development Goals have suffered significant setbacks over the last seven months. Some of the Global Goals, such as, Poverty Eradication, Zero Hunger and Climate Action have retrogressed or stalled.

The government of Ghana has therefore been compelled to review and significantly adjust the 2020 national budget to reflect the remedial measures taken to protect citizens, livelihoods, enterprises and industries as well as facilitate sustainable recovery. These adjustments impacted the government's initial priority spending for 2020 thereby influencing spending on specific goals. For example, the Ministry of Health's expenditure increased from GHC6.5 billion to GHC8.1 billion as a result of the emergency measures taken to ensure effective case management of COVID-19 and the continuous provision of safe non-COVID-19 related services to the population. Through the Coronavirus Alleviation Programme and the Ghana CARES Obaatan Pa programme, the Parliament of Ghana has approved the spending of GHC1,203,702,000 and GHC2,028,000,000 respectively to ensure decent work and economic growth, a reduction in inequalities, protection for industries and the facilitation of innovation and infrastructure development among others.

With this report being the third publication within the series of SDGs budget reports produced, we have improved our ability to track budget allocations across Ministries, Departments and Agencies (MDAs), as well as Metropolitan, Municipal and District Assemblies (MMDAs). This process has provided the opportunity for the Ministry of Finance, Subnational Governments, Development Partners and other stakeholders to recognize the Global Goals that have been prioritized over the last three years at the Local Government Level and the Central Government's commitment to the implementation of the SDGs.

The 2020 SDGs Budget report organizes the budget data in a manner that enables Subnational Governments to appreciate how their colleagues are using government and non-government resources to accelerate the implementation of the SDGs. It also provides the opportunity for Private Sector and Social Enterprises to identify the areas and the specific Global Goals that require extra funding and focus.

During this period of remediation and recovery, the government believes that the country will, through the President's Coordinated Programme, the Ghana CARES Obaatan Pa Programme and the Government's collaborative engagement with Private Sector, successfully accelerate its progress towards the SDGs in spite of the challenges of COVID-19.

Introduction

The 2020 SDGs Budget Report is a continuation of the efforts of the Government of Ghana to evaluate and define the funding gap for the SDGs in order to establish a financing mechanism that enables the country to fund and execute the Global Goals as expected. Tracking the budgets and expenses of the nation in line with its implementation of the targets, which are aligned with national development priorities, has given the opportunity for all stakeholders to assess how much the various goals and metrics have been accomplished over the years, laying the groundwork for determining how much more will be needed to realize the SDGs. The transparent reporting on government's spending on the SDGs provides both Private Sector and Multilateral Development Partners the opportunity to determine which goals require more attention, or the MDAs & MMDAs that require financial or technical assistance in working towards the achievement of the goals. It also provides the Government the opportunity to adjust its allocations to ensure the equitable distribution of resources across MDAs & Municipalities and Districts. This report therefore provides insight into which Assemblies are receiving the most or least in funding towards the implementation of the SDGs locally.

The 2020 SDGs Budget Report seeks to provide data that will enable the Government and its partners to monitor the progress being made on the various goals against the investments made over the years to ascertain the efficient use of all financial resources. Relying on the same methodology as was used with the 2019 Budget report, this report successfully compares the allocation of resources per Goals and per Indicator in the 2019 and the 2020 Budget providing further insight into Government priorities at all levels – national, regional and the subnational.

As part of the Government's efforts to develop an efficient national financing framework, the Ministry of Planning, Ministry of Finance, the SDG Unit at the Presidency, the Ghana Statistical Service, together with KPMG and ISSER have been working on the costing of the SDGs in Ghana. The costing exercise relies on the SDGs Budget Report for establishing the baseline measures. Upon the completion of the costing of the SDGs in Ghana, the SDGs Budget will continue to be one of the critical tools for tracking the progress government and its Developing Partners will be making in filling the financing gap and the additional efforts that must be effected to mobilize the additional resources. Further, Government is actively developing the Integrated Assembly Financing Frameworks (IAFFs) which are expected to provide opportunities that will not only bring current financing sources together, but also identify new and innovative financing strategies and put in place the needed governance structures to implement same. The IAFF, which is a bottom up approach, is expected to feed into the development of the Integrated National Financing Framework (INFF).

The debilitating effects of the Covid-19 pandemic on societies across the world and their resultant impact on the progress made with the SDGs to date have increased the already daunting SDGs financing gap that the developing world has been faced with since the establishment of the Agenda 2030 in 2015. Due to the economic uncertainty created by the pandemic, Gzovernment, within the 2020 Budget has been compelled to put in place some emergency socio-economic programmes to mitigate the effects of the pandemic on lives and livelihoods whilst working with industry and SMEs to ensure critical stimulus for the economy. These interventions should enable the government, and its critical stakeholders, to mobilize more resources domestically towards the implementation of the SDGs.

Methodology

THIS SECTION DESCRIBES the methodology developed to enhance SDGs budgeting and reporting at all levels of governance in Ghana. The methodology is developed in response to the recommendations given in the 2018 SDGs Budget Baseline Report, based on the following recommendation: *“Redesign the budget system to enable the tracking of all SDGs allocations and funding. Specifically, it is recommended that the “policy objectives” are aligned with the SDGs’ targets”*, (pp45). The accessible information on budget allocation and costs is developed with the purpose of making resource mobilization and allocations for the achievement of the SDGs more precise, both within and among government institutions and towards private sector and civil society. With estimates on the total costs of implementing various SDGs targets, this new methodology will help identify financial gaps.

1. Expanding the Chart of Account to include SDG targets.

A proactive approach was adopted to include SDG targets within the constraints of internal approval processes and defined scope of budgeting. This is to ensure compatibility with the Government of Ghana’s Budget Preparation and Management System (Hyperion), and to manage system risks. This approach was consistent with efforts of improving budget credibility geared towards an improvement in budgetary, financial management and reporting processes. The decision to align the policy objective segments of the Chart of Account (CoA), with relevant SDG targets was commendable and an important step to enable tracking financing and cost of SDGs targets.

Figure 0.1: National Development Planning Framework (2018–2021)



The CoA is in line with international best practices known as GFS1 and COFOG2, and is the cornerstone of the Ghana Integrated Financial Management Information System (GIFMIS), as well as the Hyperion. It provides an integrated system for the planning and implementation of the National Budget.

The CoA is made up of 12 segments with a total size of 74 digits / characters: The Policy Objective Segment in the CoA has 6 digits, and identifies the objective of economic variables as defined by NDPC. Currently the policy objective segment is coded to reflect government policies as presented in the National Medium Term Development Policy Framework (2018-2021). This is also the implementation framework of the President’s Coordinated Programme of Economic and Social Development (CP), which has been aligned with and reflects the SDGs. The same policy objective segment was therefore used to cater for the SDGs budgeting. The SDG targets were accordingly coded into the existing policy segment of the Chart of Account.

Table 0.1: The Ghana Chart of Accounts

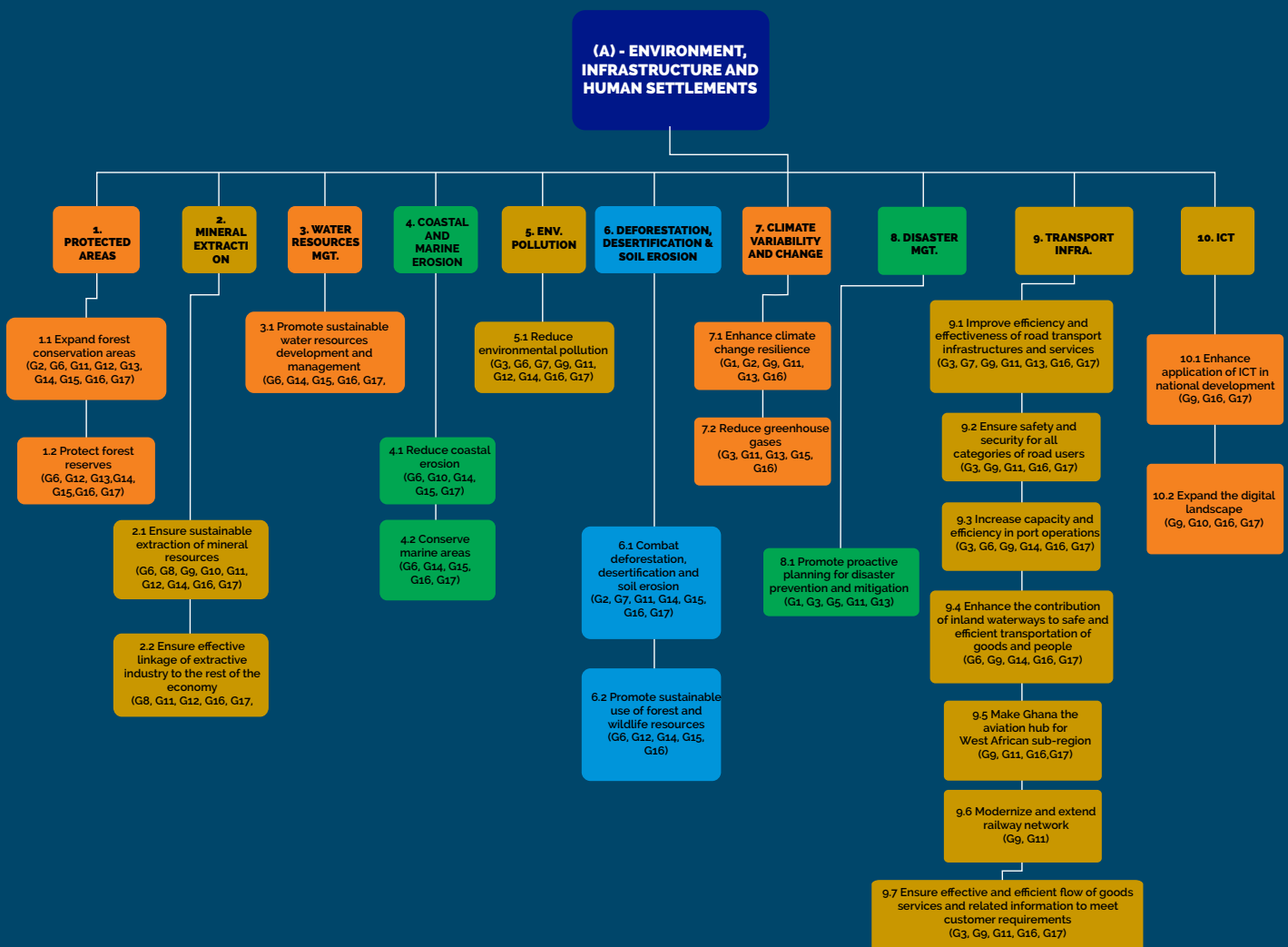
Seg	Description	Size	Range
1	Institution	3	001 – 999
2	Funding	5	01001 – 99999
3	Functions of Government	5	70101 – 79999
4	Organization	10	0010101001 – 9999999999
5	Policy Objectives	6	000001 – 999999
6	Prog/Sub Program	8	00000001 – 99999999
7	Project	7	0000001 – 9999999
8	Operation/Activity	6	000001 – 999999
9	Location	7	0101101 – 9999999
10	Spare 1	6	000001 – 999999
11	Spare 2	4	000001 – 999999
12	Natural Account	7	1000001 – 9999999
Total		74	

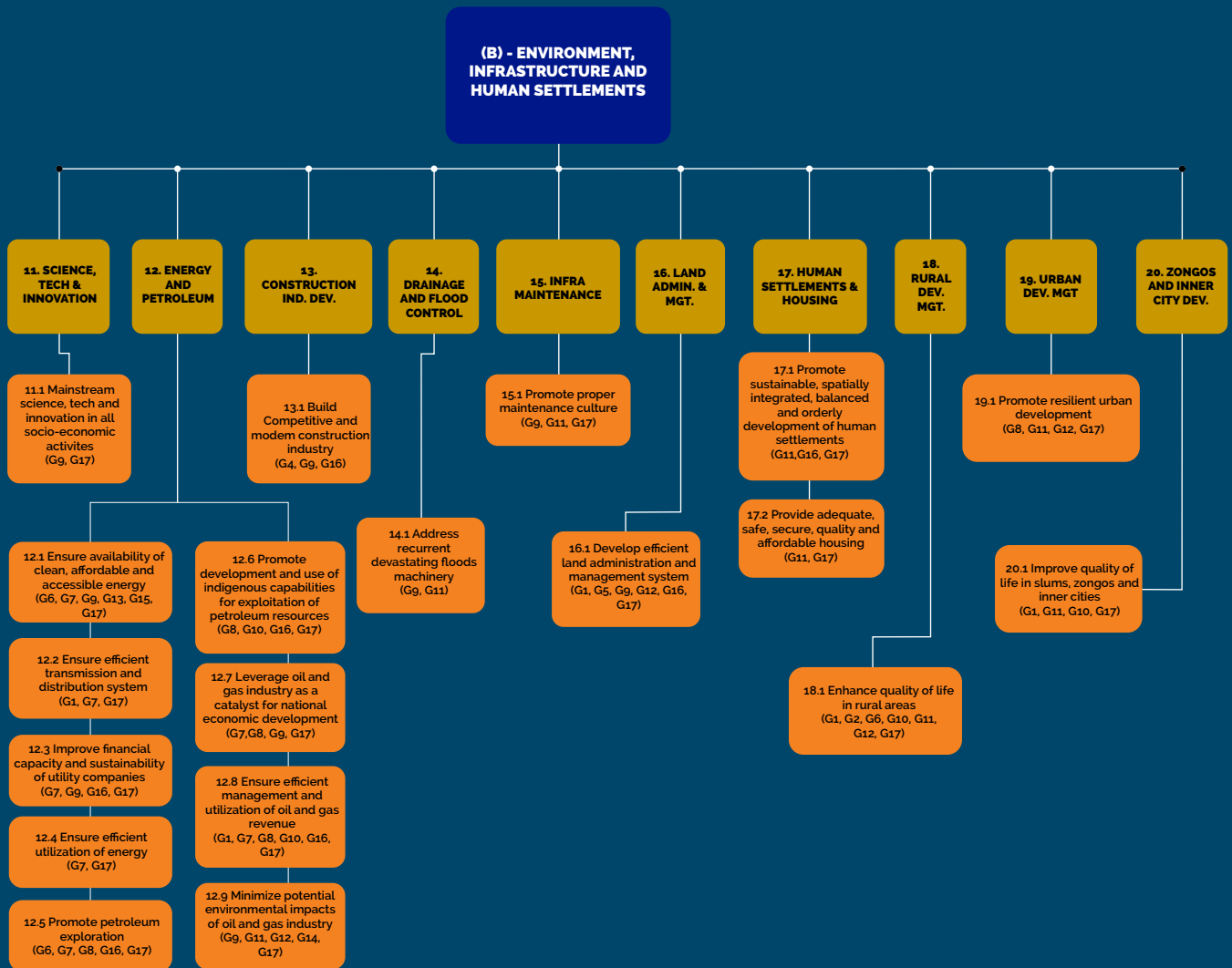
The coding of the SDG targets involved the redesigning of the hierarchy of the Policy Objective segment of the CoA. The National Medium-Term Framework had aligned the SDGs and targets using a one-to-many principles which is challenging to implement in the national budget system. In this regard, therefore the strategy adopted was to map SDGs targets to individual Policy Objectives. The mapping process as such was made on consensus decisions undertaken by a team consisting of various stakeholders including NDPC, CADG, MoF-Fiscal Decentralization unit, MoF-Budget Reform Unit, MoF-Budget Technical Assistance and Support Unit among others, lead and coordination by the UN Systems Unit at MoF.

2. Tracing the budget allocations for SDGs targets at all levels of government.

The policy objective segment of the CoA now includes the SDGs targets mapped to the NMTDPF policies and key focus areas to allow for reporting at the various hierarchies of the segment.

The budget preparation process mandates all MDAs and MMDAs to assign budgets, with the exception of compensation of employees (i.e. salary), to Policy objectives and SDGs targets. The 2019 approved budgets for MDAs/MMDAs were prepared and approved based on the process described above. Also, the data for the report was extracted from the approved budget of the 254 MMDAs. Even though presently the number of MMDAs stands at 260; the new six (6) MMDAs were inaugurated after the 2019 budget was approved. The new structure will therefore be used in the 2020 report.





In furtherance to this, the MMDAs use a standalone Microsoft Access software to prepare their budgets, which is also structured in accordance with the CoAs segments. It was from this software that data was extracted for all 254 MMDAs and submitted to the Ministry of Finance.

Some tracking in this report exemplifies clearly that the one-to-many mapping strategy was an important decision to avoid double accounting. An example would be, Accra Metropolitan Assembly's report on allocations to indicator 1.3. with reference to urban farming as a means of combating extreme poverty. This could also have been reported on target 2.1. calling on ensuring access by all people, in particular the poor and people in vulnerable situations, to safe, nutritious and sufficient food all year round. This shows that activities can be related to more than one target for different goals, here hence Goal 1 and Goal 2. The example also shows that as we collect budget data over time deeper analysis of allocation, and subsequent spending will be needed than what is prepared at this stage.

2.1. Reporting at Metro, District and Assembly level (MMDAs)

The CoA segments are independent of the other segments and can be analyzed separately. Similarly, the CoA allows data extracted to be categorized under functions of government, economic classification, organization, programmes and funding sources by Policy (SDGs targets).

Additionally, the SDG targets and associated funding were extracted from the approved budget. The budget from the 254 MDAs was copied unto Microsoft Excel using custom designed programmes. The various segments of the extracted data were merged into a consolidated budget for all MMDAs.

Segments like the funding sources were grouped under their broad categories to enhance the comparison of the allocation of the funding sources. The broad categories of the funding sources are consistent with the CoA funding segment as established by the Controller and Accountant Generals Department (CAGD) and also in accordance with the various appropriation reports.

This included the Consolidated Fund, Statutory Funds (which includes IGF but for purposes of analysis has been isolated), Development Partners' funds, and Other Funds.

It is worth noting that Other Funds include Annual Budget Fund Amount (ABFA), National Health Insurance Levy (NHIL), Urban Development Fund (UDG), Green Climate Fund (GCF), District Development Facility (DDF) among others.

The MDA's budget was also extracted and merged with the 254 MMDAs by unique identifiers such as Regions, Budget Type (MDA / MMDA) which were assigned to all budgets lines or combinations by the team of Data analysts.

Accordingly, all budget lines or combinations were reassessed to be either SDG related or non-SDG related in order to differentiate employees' salaries and allowance allocations. The budget data capture process does not align with the allocations or budgets of such items to policies. Again a few budget lines were not aligned to the SDG targets and as such had to be isolated from the analysis. It is worth noting that the budget data used here is in reference to appropriated budgets in respect of the MDAs and MMDAs, and implemented on GIFMIS. It is imperative therefore that all SDGs related funding be channeled through the budget to enable us track and report adequately on all SDG spending.

The new data set available is too big to be reflected in this report in its entirety. Samples are therefore selected to showcase available information. For each goal the following information is provided— Fund allocation to the goal at MDA and MMDA level, for 3 districts, three metros and three districts all representing various parts of the country. For the same cases information on target allocations for each goal and the institution allocating the money is made available.

In the final section, an overview of various ministries allocating funds to various goals are presented with the purpose of strengthening collaboration within the government body.

Table 0.2: Mapping Policy Objectives to SDGs Targets – Economic Development Section

ECONOMIC DEVELOPMENT			
FOCUS AREA	KEY POLICY OBJECTIVES	SDG TARGET DESCRIPTIONS	TRIMMED SDG TARGET
ENVIRONMENT			
1. PROTECTED AREAS	1.1 Expand forest conservation areas		
		15.b Mobilize significant resources from all sources and at all levels to finance sustainable forest management and provide adequate incentives to developing countries to advance such management, including for conservation and reforestation	Mob. Res. fm all levels to fin. and prov. spur for sust'nable forst Mgt
	1.2 Protect forest reserves		
		15.2 By 2020, promote the implementation of sustainable management of all types of forests, halt deforestation, restore degraded forests and substantially increase afforestation and reforestation globally	prom. impl. of s'tainabl forst Mgt and inc. afforstat'n globally by 2020
		15.5 Take urgent and significant action to reduce the degradation of natural habitats, halt the loss of biodiversity and, by 2020, protect and prevent the extinction of threatened species	take urg. actions to presv. nat. habitat and threatnd sp by 2020
		15.9 By 2020, integrate ecosystem and biodiversity values into national and local planning, development processes, poverty reduction strategies and accounts	fac. ecosytm and biodiv. values into Nat'l and local planning by 2020
		15.a Mobilize and significantly increase financial resources from all sources to conserve and sustainably use biodiversity and ecosystems	mob. and inc. fin. Res. to maint. the sust use of biodiv. and ecosytms
		15.8 By 2020, introduce measures to prevent the introduction and significantly reduce the impact of invasive alien species on land and water ecosystems and control or eradicate the priority species	intro meas. to red. the rslt of tresp. alien sp on lnd and wtr ecosystrms by 2020
	2.1 Ensure sustainable extraction of mineral resources		
	2.2 Ensure effective linkage of extractive industry to the rest of the economy		
		12.2 By 2030, achieve the sustainable management and efficient use of natural resources	achv. the sustainable mgt and efficient use of nat. Res. By 2030
	3.1 Promote sustainable water resources development and management	6.5 By 2030, implement integrated water resources management at all levels, including through transboundary cooperation as appropriate	impl. Intg wtr. Res. Mgt. incl. transboundary coop. as appt. by 2030
		6.4 By 2030, substantially increase water-use efficiency across all sectors and ensure sustainable withdrawals and supply of freshwater to address water scarcity and substantially reduce the number of people suffering from water scarcity	inc. wtr-use efficiency and supply of freshwater across all sec. by 2030
		6.3 By 2030, improve water quality by reducing pollution, eliminating dumping and minimizing release of hazardous chemicals and materials, halving the proportion of untreated wastewater and substantially increasing recycling and safe reuse globally	impr. Wtr qlty, and inc. recycling and reuse globally by 2030

ECONOMIC DEVELOPMENT			
FOCUS AREA	KEY POLICY OBJECTIVES	SDG TARGET DESCRIPTIONS	TRIMMED SDG TARGET
ENVIRONMENT		6.6 By 2020, protect and restore water-related ecosystems, including mountains, forests, wetlands, rivers, aquifers and lakes	prot. And rest. W/tr-related ecosystems, incl. mount', wetlnds etc by 2020
	4.2 Conserve marine areas		
		15.1 By 2020, ensure the conservation, restoration and sustainable use of terrestrial and inland freshwater ecosystems and their services, in particular forests, wetlands, mountains and drylands, in line with obligations under international agreements	ens. the convs. rest. and 'sust' use of inlnd frshwtr ecosystems by 2020
		14.1 By 2025, prevent and significantly reduce marine pollution of all kinds, in particular from land-based activities, including marine debris and nutrient pollution	prev. and sig. red. Marine pollut' of all kinds by 2025
		14.2 By 2020, sustainably manage and protect marine and coastal ecosystems to avoid significant adverse impacts, including by strengthening their resilience, and take action for their restoration in order to achieve healthy and productive oceans	mng. and prot. marine and costl ecosystems to prev sig. neg. rslt by 2020
5. ENVIRONMENTAL POLLUTION	5.1 Reduce environmental pollution		consv. a 10% min. of costl areas in line wth nat'l and int. law by 2020
	6.1 Combat deforestation, desertification and soil erosion repeated under 1.1 and 1.2 better place here		
	6.2 Promote sustainable use of forest and wildlife resources		
		15.7 Take urgent action to end poaching and trafficking of protected species of flora and fauna and address both demand and supply of illegal wildlife products	take urg. act. to end poach' and traffck' of prot. sp of flora and fauna
		15.c Enhance global support for efforts to combat poaching and trafficking of protected species, including by increasing the capacity of local communities to pursue sustainable livelihood opportunities	enh. spt. fr efrts to presv. prot'd. sp. By inc. cpty fr sust livng opp.
	7.1 Enhance climate change resilience		
		13.a Implement the commitment undertaken by developed-country parties to the United Nations Framework Convention on Climate Change to a goal of mobilizing jointly \$100 billion annually by 2020 from all sources to address the needs of developing countries in the context of meaningful mitigation actions and transparency on implementation and fully operationalize the Green Climate Fund through its capitalization as soon as possible	impl. com. Agreed by dev-ctry. Parties to the UN Fwk Conv. On Clim. Chg.

ECONOMIC DEVELOPMENT			
FOCUS AREA	KEY POLICY OBJECTIVES	SDG TARGET DESCRIPTIONS	TRIMMED SDG TARGET
ENVIRONMENT		13.1 Strengthen resilience and adaptive capacity to climate-related hazards and natural disasters in all countries	boost resilience and adapt. cpty to clim-relatd hzd. And nat. disasters
	7.2 Reduce greenhouse gases	13.3 Improve education, awareness-raising and human and institutional capacity on climate change mitigation, adaptation, impact reduction and early warning	imprv. Edu. And inst. cpty On clim. Chng mitigatn,adapt., early warn'g
		13.2 Integrate climate change measures into national policies, strategies and planning	integ.clim. Chng meas. Into nat'l polices, strategies and planning
	8.1 Promote proactive planning for disaster prevention and mitigation		
		3.d Strengthen the capacity of all countries, in particular developing countries, for early warning, risk reduction and management of national and global health risks	boost cpty of all ctry, esp Dev-ctry in mgt of nat'l and globl hlth rsk
		1.5 By 2030, build the resilience of the poor and those in vulnerable situations and reduce their exposure and vulnerability to climate-related extreme events and other economic, social and environmental shocks and disasters	bld the resil' of the poor and vul. To clim-reltd disasters by 2030
	9.1 Improve efficiency and effectiveness of road transport infrastructure and services		
	9.2 Ensure safety and security for all categories of road users	3.6 By 2020, halve the number of global deaths and injuries from road traffic accidents	half the no. of globl deaths and inj. Frm road traffic accid. By 2020
		11.2 By 2030, provide access to safe, affordable, accessible and sustainable transport systems for all, improving road safety, notably by expanding public transport, with special attention to the needs of those in vulnerable situations, women, children, persons with disabilities and older persons	prov. acce. to safe cheap, hndy sust' transp Sys, esp fr the vul by 2020
	9.3 Increase capacity and efficiency in port operations		
	9.4 Enhance the contribution of inland waterways to safe and efficient transportation of goods and people		
	9.5 Make Ghana the aviation hub for West African sub-region		
	9.6 Modernise and extend railway network		

ECONOMIC DEVELOPMENT			
FOCUS AREA	KEY POLICY OBJECTIVES	SDG TARGET DESCRIPTIONS	TRIMMED SDG TARGET
ENVIRONMENT			
10. INFORMATION COMMUNICATION TECHNOLOGY (ICT)	10.1 Enhance application of ICT in national development		
	10.2 Expand the digital landscape	15.b Mobilize significant resources from all sources and at all levels to finance sustainable forest management and provide adequate incentives to developing countries to advance such management, including for conservation and reforestation	Mob. Res. fm all levels to fin. and prov. spur for sust' nable forst Mgt
	11.1 Mainstream science, technology and innovation in all socio-economic activities	9.5 Enhance scientific research, upgrade the technological capabilities of industrial sectors in all countries, in particular developing countries, including, by 2030, encouraging innovation and substantially increasing the number of research and development workers per 1 million people and public and private research and development spending	enh. Sci. Res. And upgrd the tech. cpty of ind. Sect esp in dev ctry
	12.1 Ensure availability of, clean, affordable and accessible energy	15.4 By 2030, ensure the conservation of mountain ecosystems, including their biodiversity, in order to enhance their capacity to provide benefits that are essential for sustainable development	ens. The consv. Of mount ecosystems for sust' dev. By 2030
12. ENERGY AND PETROLEUM	12.2 Ensure efficient transmission and distribution system		
	12.3 Improve financial capacity and sustainability of utility companies		
	12.4 Ensure efficient utilisation of energy	7.3 By 2030, double the global rate of improvement in energy efficiency	
	12.5 Promote petroleum exploration		
	12.6 Promote development and use of indigenous capabilities for exploitation of petroleum resources		
	12.7 Leverage oil and gas industry as a catalyst for national economic development		
		8.2 Achieve higher levels of economic productivity through diversification, technological upgrading and innovation, including through a focus on high-value added and labour-intensive sectors	achv. Top levels of econ. Prod. W/ih focus on labour intensive sects.
	12.8 Ensure efficient management and utilisation of oil and gas revenue		
		7.a By 2030, enhance international cooperation to facilitate access to clean energy research and technology, including renewable energy, energy efficiency and advanced and cleaner fossil-fuel technology, and promote investment in energy infrastructure and clean energy technology	
12.9 Minimize potential environmental impacts of oil and gas industry		enh. Int'l coop. to facilitate acce. To clean energy res. And tech	

ECONOMIC DEVELOPMENT			
FOCUS AREA	KEY POLICY OBJECTIVES	SDG TARGET DESCRIPTIONS	TRIMMED SDG TARGET
ENVIRONMENT		11.6 By 2030, reduce the adverse per capita environmental impact of cities, including by paying special attention to air quality and municipal and other waste management	red. Adv. per capita env. Impct incl. esp air qlty and waste mgt by 2030
	13.1 Build a competitive and modern construction industry.		
	14.1 Address recurrent devastating floods		
		11.b By 2020, substantially increase the number of cities and human settlements adopting and implementing integrated policies and plans towards inclusion, resource efficiency, mitigation and adaptation to climate change, resilience to disasters, and develop and implement, in line with the Sendai Framework for Disaster Risk Reduction 2015–2030, holistic disaster risk management at all levels	inc. the no. of cities and human stlmnts impltng plns in clim chng by 2020
	15.1 Promote proper maintenance culture	9.a Facilitate sustainable and resilient infrastructure development in developing countries through enhanced financial, technological and technical support to African countries, least developed countries, landlocked developing countries and small island developing States	facilitate sust' and resilient infra. Devt in dev' ctry thro enh. Spprt
		17.9 Enhance international support for implementing effective and targeted capacity-building in developing countries to support national plans to implement all the Sustainable Development Goals, including through North-South, South-South and triangular cooperation	enh. Int'l spprt. For dev. Countries to impl. The SDGs
	16.1 Develop efficient land administration and management system		
	17.1 Promote sustainable, spatially integrated, balanced and orderly development of human settlements		
		11.7 By 2030, provide universal access to safe, inclusive and accessible, green and public spaces, in particular for women and children, older persons and persons with disabilities	prov. Univ. acce. To safe green and pub. spaces esp fr the vul. By 2030
	17.2 Provide adequate, safe, secure, quality and affordable housing		
	11.1 By 2030, ensure access for all to adequate, safe and affordable housing and basic services and upgrade slums	ens Acce.To Safe and cheap hous'g and basic serv And upgrd slums by 2030	

ECONOMIC DEVELOPMENT			
FOCUS AREA	KEY POLICY OBJECTIVES	SDG TARGET DESCRIPTIONS	TRIMMED SDG TARGET
ENVIRONMENT			
	18.1 Enhance quality of life in rural areas		
		2.a Increase investment, including through enhanced international cooperation, in rural infrastructure, agricultural research and extension services, technology development and plant and livestock gene banks in order to enhance agricultural productive capacity in developing countries, in particular least developed countries	inc. invest. Incl. thro ehcnd. Intn'l coop esp. in least dev. Countries
		6.1 By 2030, achieve universal and equitable access to safe and affordable drinking water for all	by 2030, achv. Univ. and equit. Acce. To safe and cheap drnkg wtr fr all
		6.2 By 2030, achieve access to adequate and equitable sanitation and hygiene for all and end open defecation, paying special attention to the needs of women and girls and those in vulnerable situations	achv. Acce. To adeq. And equit. Sanitat' and hygiene for all by 2030
		2.2 By 2030, end all forms of malnutrition, including achieving, by 2025, the internationally agreed targets on stunting and wasting in children under 5 years of age, and address the nutritional needs of adolescent girls, pregnant and lactating women and older persons	end all frms of malnutrition incl. achv'g by 2025 the int'lly agrd tagts
19. URBAN DEVELOPMENT MANAGEMENT	19.1 Promote resilient urban development		
		11.a Support positive economic, social and environmental links between urban, peri-urban and rural areas by strengthening national and regional development planning	sppt. +ve eco, soc, and evn. Links btw urban, peri-urban and rural areas
		11.3 By 2030, enhance inclusive and sustainable urbanization and capacity for participatory, integrated and sustainable human settlement planning and management in all countries	ehn. Incl. and sust'bl human stlmt planning and mgt in all countries
	20.1 Improve quality of life in slums, Zongos and inner cities	10.1 By 2030, progressively achieve and sustain income growth of the bottom 40 per cent of the population at a rate higher than the national average	prog. Achv. And sust'bl wage grwth of the bottom 40% of the pop. By 2030
		10.3 Ensure equal opportunity and reduce inequalities of outcome, including by eliminating discriminatory laws, policies and practices and promoting appropriate legislation, policies and action in this regard	ens. Equality incl. by elim. Biased policies and acts. In ths regard

Policy Initiatives

In the year under review, Government continued the implementation of policies and programmes designed to accelerate progress towards the attainment of the SDGs. The overarching strategy is to ensure macroeconomic stability, improve access to basic services, revamp and expand critical infrastructure, facilitate job creation and improve productivity through government priority initiatives such as the One District One Factory, Planting for Food and Jobs, One Village One Dam, the One District One Warehouse and the Nation Builders Corps (NaBCO).

The Ghana CARES Obaatanpa Programme

As a result of the socio-economic disruptions caused by the COVID-19 Pandemic, Government developed the Ghana CARES Obaatanpa programme, an audacious GHC100 billion that is intended to revitalise and transform the economy beyond the pre-COVID-19 growth forecasts for the country. The Obaatanpa programme, which began in March 2020 focused on food security, protecting businesses and workers, strengthening the health system, and attracting private investments to support Ghanaian businesses. The Program enters its second phase – the revitalization and transformation phase from January 2021 to December 2023. The second phase will incubate government's flagship policies and ensure sustainable financing and monitoring.

During the first phase of the Ghana CARES Obaatanpa programme, Government expanded support from 1.2 million to 1.5 million farmers (fertilizer, seeds, extension services etc.) under the Planting for Food and Jobs Programme (PFJ) and the Rearing for Food and Jobs Programme (RFJ); Financing facilities were arranged for rice millers and poultry farmers, and financial support made available for the National Food Buffer Stock Company and the Ghana Commodity Exchange to increase food stock levels. In support of the financial sector, the Bank of Ghana introduced measures to create lending headroom for the banks, such as reducing primary reserve requirements, reducing capital conservation buffers, and relaxing prudential guidelines. As a result, domestic banks have provided about GH¢ 7 billion of support to borrowers (between March and June 2020), through loan restructurings, moratorium on repayments, interest rate reductions, and granting of new facilities

The CAP-BuSS Programme, which was originally set up in the middle of 2020 to support MSMEs, was expanded to support the creative arts, industry, media, and private universities.

Government, through the Infrastructure for Poverty Eradication Programme (IPEP), which is administered through the Savannah, Middle Belt, and Coastal, Development Authorities focuses on constituency specific infrastructure needs like water and sanitation and community health facilities. The programme provides the framework for disbursing the cedi equivalent of one million US dollars annually to each of the 275 constituencies which is invested in priority poverty reduction infrastructure projects.

As part of efforts to deepen private sector participation in the SDGs, Government in collaboration with business leaders has set up the CEOs Advisory Group on SDGs. The objective of the group is to identify ways of scaling up investments necessary to achieve the SDGs; collectively agree on financing "quick wins" to help advance efforts towards achieving the SDGs and to make the SDGs an integral part of businesses.

Some strategic initiatives are:

- Free SHS
- Youth in Afforestation Programme
- Justice for all Programme
- SDGs Country Financing Roadmap
- SDGs Investor Maps
- Pipeline of Bankable SDGs projects
- National Data Roadmap



No Poverty

End poverty in all its forms everywhere

Global Perspective

Over 700 million people in the world today live in extreme poverty. This figure represents 10 per cent of the global population. In effect, 10 out of 100 people worldwide find it hard to satisfy their basic needs of food, shelter, health, education, water and sanitation among othersⁱ. The World Bank identifies people living on less than the poverty line of \$1.90 a day as people living in extreme poverty.ⁱⁱ

For a period of 25 years - 1990 to 2015 - global poverty declined from 36 per cent to 10 percent.ⁱⁱⁱ This has been noted as the most significant drop since 1999.^{iv} However, the aftermath of COVID-19 threatens to dissipate the gains realised in poverty eradication all these years. An estimated number of 150 million people worldwide, according to the World Bank, would be considered as extremely poor by 2021 due to the pandemic.

National Perspective

In Ghana, poverty was measured with a monetary rubric until the publishing of the first National report on Multidimensional Poverty Index (MPI) in 2020. This is a tool that establishes the joint distribution of people's deprivation across 12 indicators under health, education and living standards. The data revealed that 45.6 % of Ghana's population were multi-dimensionally poor^v with 64.6 per cent of the rural areas more likely to be multi-dimensionally poorer than their urban counterparts of 27 percent.

^{vi} Again, children under 15 years were more prone to multidimensional poverty than those above 15 years; with a total of 19.3 per cent (6 million Ghanaians) being both monetarily and multi-dimensionally poor.



The findings reveal that the country has made a little more progress in reducing multidimensional poverty by 9 per cent, from 55 per cent to 46 per cent, between the periods of 2011 and 2017.^{vii}

Some government interventions helping to curb the prevalence of poverty among the populace includes the implementation of job creation policies like One District One Factory, Planting for Food and Jobs, the Nation Builders Corp, the Infrastructure for Poverty Eradication Programme (IPEP),^{viii} and the Livelihood Empowerment Against Poverty (LEAP) among others.^{ix}

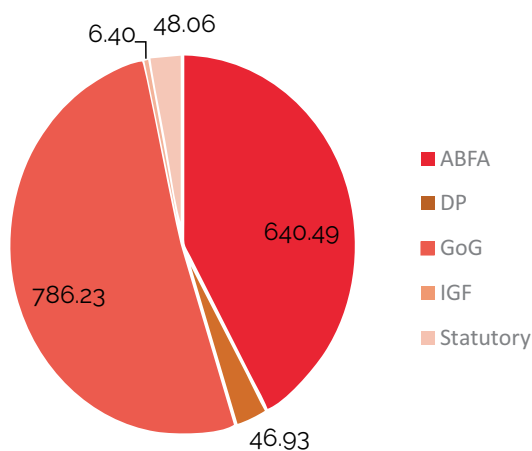
MDAs and MMDAs Analysis

In 2020, the total budget amount allocated to Goal 1 for the delivery of programmes at the national and district levels was GH¢ 1.5 billion. Compared to 2019, there has been an increase in this budget allocation. The individual sources of funds for this goal were GOG: GH¢ 786.2 million, ABFA: GH¢ 640.4 million, DP: GH¢ 46.9 million, IGF: GH¢ 6 million and Statutory Funds: GH¢ 48 million.

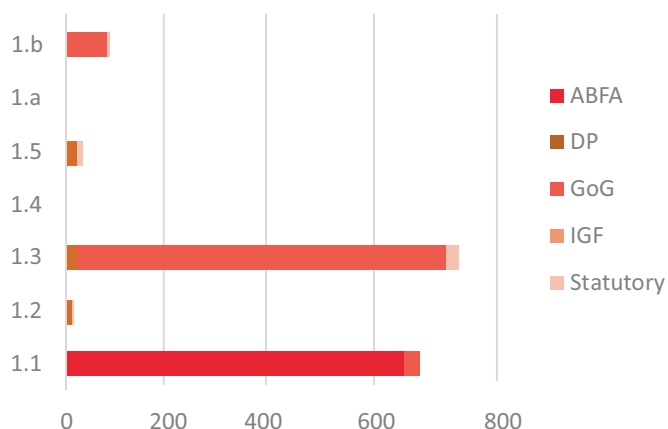
GOG was the main source of funding for Goal 1 with target 1.3 (Implement ***nationally appropriate social protection systems and measures for all, including floors, and by 2030 achieve substantial coverage of the poor and the vulnerable***) receiving the highest funding of GH¢ 725.5 million. At the MDA level, the total approved budget was GH¢ 1.4 billion, but at the MMDA level, the total funding amount under Goal 1 was GH¢ 78.3 million. Statutory Funds was the main source of funding with an amount of GH¢ 48 million. The top three regions funded under this goal were Eastern, Ashanti and Western with corresponding amounts of GH¢ 21.8 million, GH¢ 11.4 million and GH¢ 6.1 million respectively.

NATIONAL (MDA/MMDA)

SDG Budget by Goal (MDA/MMDA)



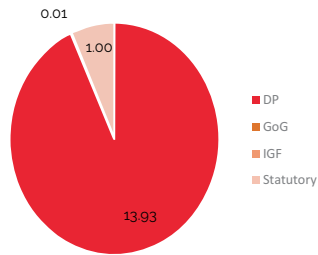
SDG Budget by Goal, Target and District



REGIONAL

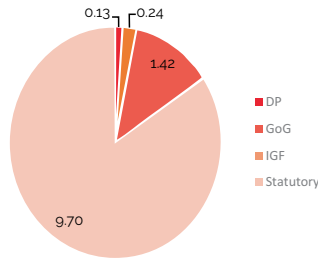
WESTERN REGION

SDG Budget by Region and Goal



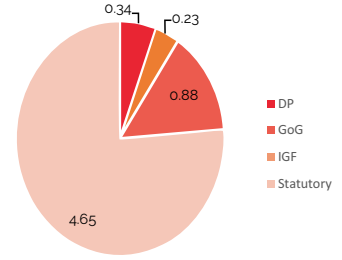
EASTERN REGION

SDG Budget by Region and Goal

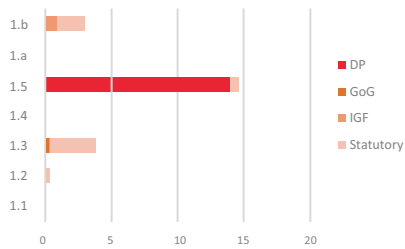


ASHANTI REGION

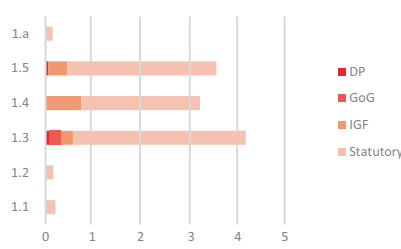
SDG Budget by Region and Goal



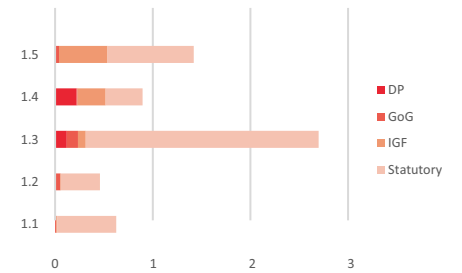
SDG Budget by Goal, Target and District



SDG Budget by Goal, Target and District



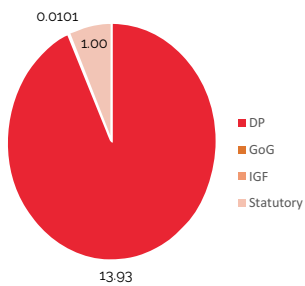
SDG Budget by Goal, Target and District



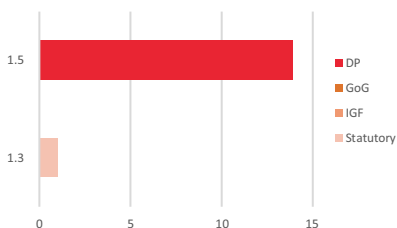
DISTRICTS

New Juaben South Municipal (NJSMA)

SDG Budget by Goal and District

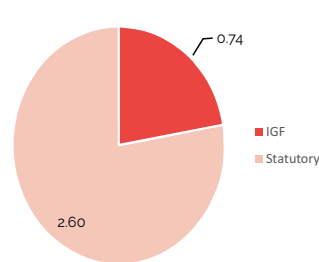


SDG Budget by Goal, Target and District

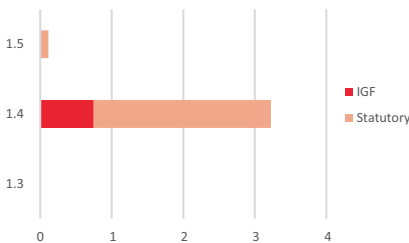


Asante Akim North District Assembly (AANDA)

SDG Budget by Goal and District

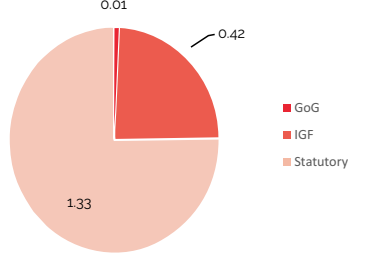


SDG Budget by Goal, Target and District

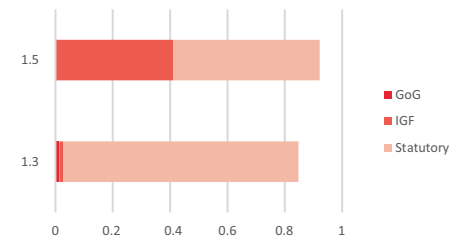


Shama District Assembly (SDA)

SDG Budget by Goal and District



SDG Budget by Goal, Target and District





Zero Hunger

End hunger, achieve food security
And improved nutrition and
Promote sustainable agriculture



Foodstuff at a roadside Market in Accra

Global Perspective

The fight against hunger has been relatively progressive over the past 15 years. Globally, the proportion of malnourished people declined from 15 per cent in 2000-2002 to 11 per cent in 2014-2016. After decades of steady decline, the number of people who suffer from hunger – as measured by the prevalence of undernourishment – began to slowly increase in 2015.

The 2020 UN SDG Report indicates that almost 690 million people were undernourished in 2019, an increase by nearly 60 million from 2014 with close to 750 million (nearly one in ten people in the world) were exposed to severe levels of food insecurity. Also, an estimated 2 billion people in the world did not have regular access to safe, nutritious and sufficient food in 2019. If recent trends continue, the number of people affected by hunger will surpass 840 million by 2030, or 9.8 % of the global population.

By the end of 2020, 270 million people could face acute food insecurity, meaning their lives would be in immediate danger from lack of food. That is more than double the number of people at risk of acute food insecurity in 2019. This unprecedented increase comes from the triple shock of intensifying effects of climate change, conflict, and the devastating economic impacts of COVID-19. Immediate and aggressive efforts will be required to prevent a hunger pandemic.

National Perspective

Over the last two decades, Ghana has made progress in reducing poverty and hunger among its population.

Unfortunately there is some disparity between the north and the south, which is in large part due to Ghana's geography. Ghana depends mostly on rain-fed agriculture, with less than 1 % of cultivated land being irrigated. Northern Ghana has only one rainy season, while Southern Ghana has two rainy seasons. This, to a large extent, accounts for the difference in food production. Climate change has also aggravated the situation with increasingly erratic rainfall patterns and prolonged dry seasons.

Policy Initiatives

In the medium term, the Ministry of Food and Agriculture continued the roll out of activities in the National Agricultural Investment Plan - Investing for Food and Jobs (IFJ) (2018-2021). The key initiatives being implemented are: Planting for Food and Jobs (PFJ); Rearing for Food and Jobs (RFJ); Planting for Export and Rural Development (PERD); Greenhouse Villages; and Agricultural Mechanization. Other complementary interventions include: Irrigation and Water Management, Agricultural Marketing and Post-Harvest Management.

MMDAs Analysis

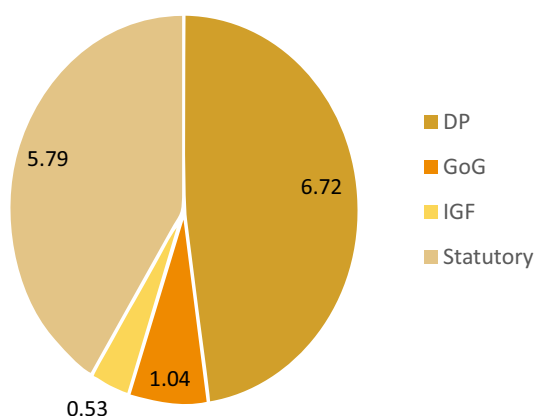
Budget allocations for Goal 2 increased significantly from a sum of GH¢346.1 million in 2019 to GH¢ 997 million in 2020. Sources of funds for this goal were from GOG: GH¢ 272.9 million, ABFA: GH¢ 225.9 million, DP: GH¢ 455.6 million, IGF: GH¢ 8 million and Statutory Funds: GH¢ 34.3 million. Target 2.1 (Universal access to safe and nutritious food) received the highest funding of GH¢ 819.3 million. Targets 2.1, 2.2, 2.3, 2.5, 2.a, 2.b, and 2.c were the targets funded under this Goal.

Out of the total budget allocated, GH¢ 878.8 million has been earmarked for national level programmes whilst GH¢ 118.2 million was apportioned for the district level programmes under Goal 2. DP was the main source of funding with an amount of GH¢ 71 million at the district level.

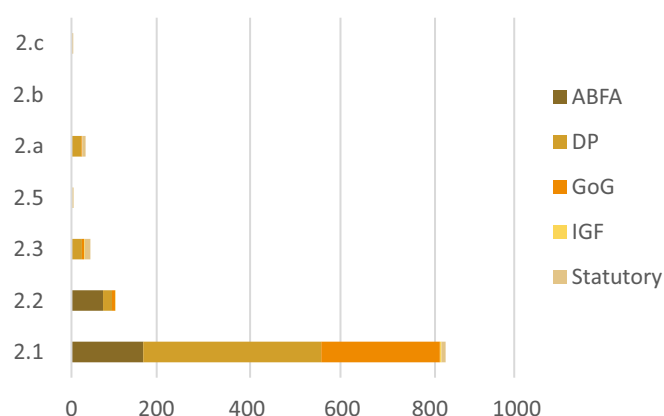
The top three regions funded under this Goal were Ashanti, Eastern and Upper West with corresponding amounts of GH¢ 14 million, GH¢ 13.5 million and GH¢ 13.1 million respectively.

NATIONAL (MDA/MMDA)

SDG Budget by Goal (MDA/MMDA)



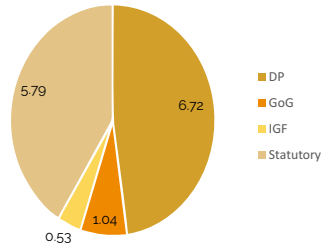
SDG Budget by Goal, Target and District



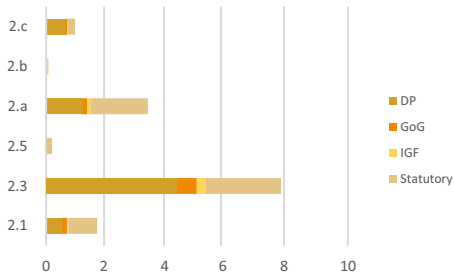
REGIONAL

ASHANTI REGION

SDG Budget by Region and Goal

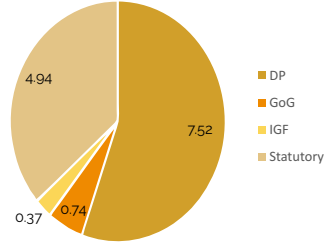


SDG Budget by Goal, Target and District

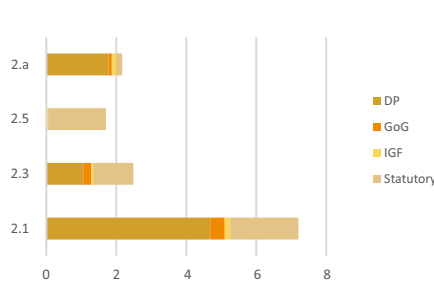


EASTERN REGION

SDG Budget by Region and Goal

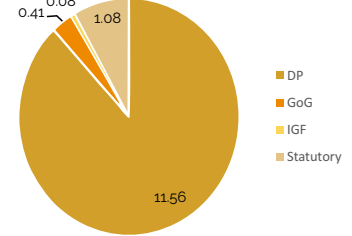


SDG Budget by Goal, Target and District

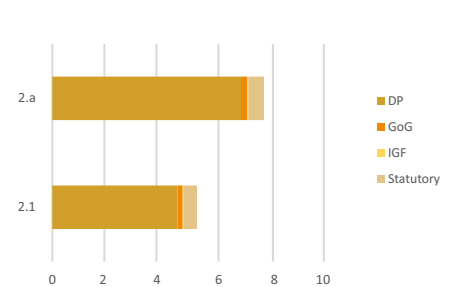


UPPER WEST REGION

SDG Budget by Region and Goal



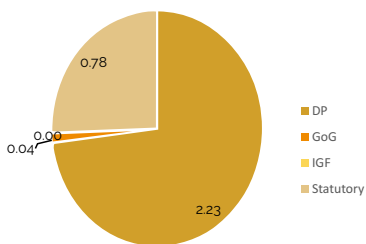
SDG Budget by Goal, Target and District



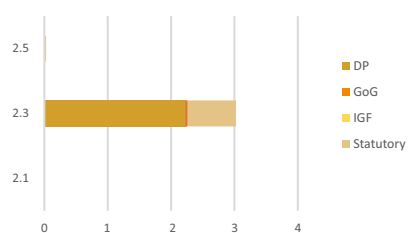
DISTRICTS

Sekyere Afram Plains District Assembly (SAPDA)

SDG Budget by Goal and District

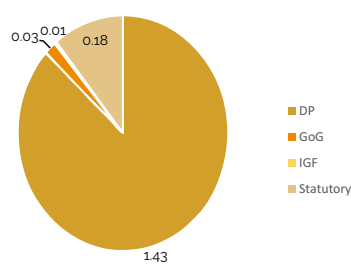


SDG Budget by Goal, Target and District

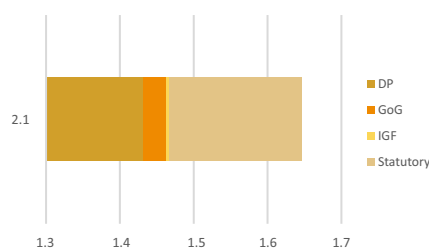


Kwahu East Assembly (KEDA)

SDG Budget by Goal and District

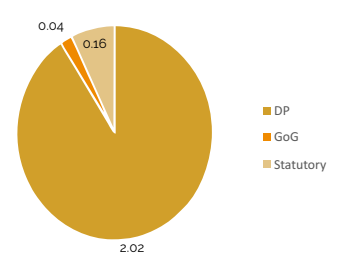


SDG Budget by Goal, Target and District

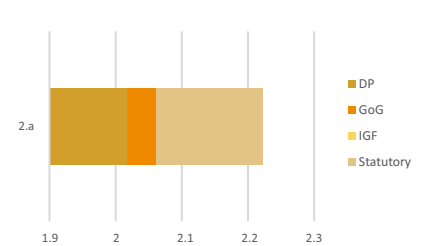


Wa West District Assembly (WWDA)

SDG Budget by Goal and District



SDG Budget by Goal, Target and District



3 GOOD HEALTH
AND WELL-BEING



Good Health and Well-Being

Ensure healthy lives and promote well-being for all ages

Global Perspective

Significant progress had been made in improving the health of millions of people before the outbreak of the coronavirus pandemic in 2020. Major steps have been taken to increase life expectancy and reduce child and maternal mortality via interventions that substantially reduced adverse outcomes of malaria and tuberculosis. More efforts are however needed to eradicate non-communicable diseases (NCDs) which caused 71% of deaths globally in 2018. The Covid-19 pandemic has exposed the gaps in healthcare systems across the world and has also demonstrated the need for more investment in the sector.

National Perspective

Ghana has made great progress against several leading causes of deaths and diseases. Life expectancy has increased dramatically while infant and maternal mortality rates have declined. The rates of HIV infections have been kept at bay, and deaths by malaria have been halved.

When compared to other countries in sub-Saharan Africa, Ghana has a well-developed healthcare system supported by a functioning National Health Insurance Scheme. Ghana's doctor/population and nurse/population ratios have shown significant improvements. Focusing on nurses from the public sector, Ghana has exceeded the WHO's recommended nurse to population ratio of 1 nurse to 1,000 population with 1 nurse to 839.



Policy Initiatives

The intent to improve the quality of care in the health system of the country has led to the development and launch of a 5-year National Healthcare Quality Strategy (2017-2021). The aim of this strategy is to continuously improve the health and well-being of Ghanaians through the development of a better coordinated health system that places patients and communities at the centre of quality care.

Government of Ghana has developed a National New-born Strategy and Action Plan to ensure the survival of new-borns. An example of such an intervention includes the Kangaroo Mother Care (KMC), a low-cost but efficient technique where mothers wrap their premature babies to their chests with a piece of cloth.

Additionally, a 'Healthy at Two' initiative has been launched in the Volta Region, which involves community health nurses providing support to mothers from the time they register their pregnancy until after child birth, initiating breastfeeding within the first hour, providing new-born care, vaccination and post-natal check-up, and monitoring the growth of the child.

In response to the gaps exposed by the COVID-19 pandemic, the Government has introduced Agenda 111 which includes the construction of seven new regional hospitals and a number of district hospitals and other health facilities.

The purpose of Agenda 111 is to beef up the country's health infrastructure to improve access to healthcare and ensure that the country is adequately prepared to deal with any pandemic or infectious disease in the future.

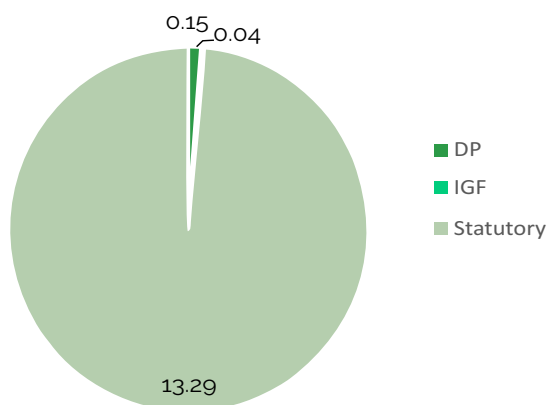
MMDAs Analysis

The entire budget allocated to Goal 3 for 2020 amounted to GH¢4.3 billion from GH¢4.1 billion in 2019. In 2019, DP's were the main source of funding with an amount of GH¢1.6 billion, but in 2020 Statutory Funds became the main source of funds for Goal 3 (GH¢ 2.1 billion). Target 3.8 received the most funding (GH¢ 2.2 billion). Targets 3.1, 3.2, 3.3, 3.4, 3.5, 3.6, 3.7, 3.8, 3.c, and 3.d were the targets funded under Goal 3.

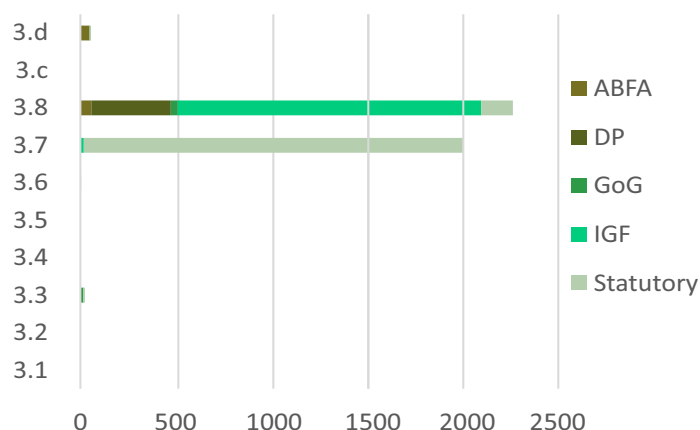
The sources of funds for the total budget were GOG: GH¢ 50.4 million, ABFA: GH¢ 105.6 million, DP: GH¢ 421.5 million, IGF: GH¢ 1.6 billion and Statutory Funds: GH¢ 2.1 billion. Out of the total budget, GH¢ 4.1 billion was allocated for national level programmes whilst GH¢ 255.2 million was apportioned for the district level programmes. Statutory Funds was the main source of funding at the district level with an amount of GH¢224 million.

NATIONAL (MDA/MMDA)

SDG Budget by Goal (MDA/MMDA)



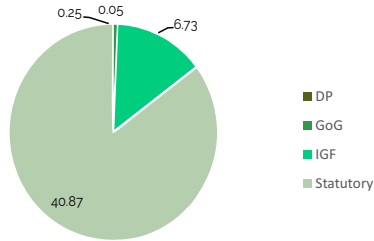
SDG Budget by Goal, Target and District



REGIONAL

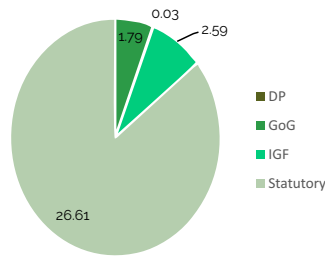
ASHANTI REGION

SDG Budget by Region and Goal



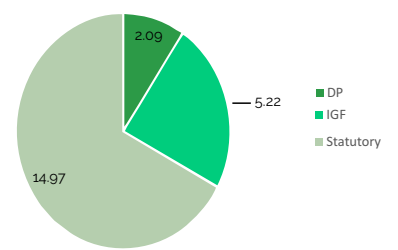
EASTERN REGION

SDG Budget by Region and Goal

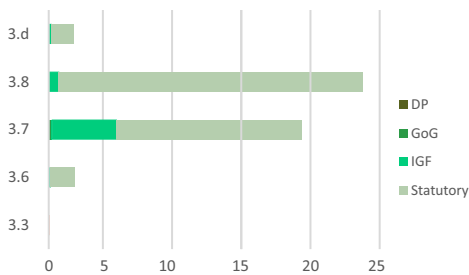


GREATER ACCRA REGION

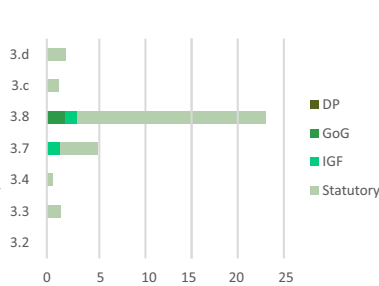
SDG Budget by Region and Goal



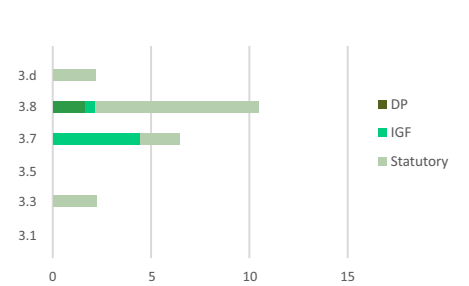
SDG Budget by Goal, Target and District



SDG Budget by Goal, Target and District



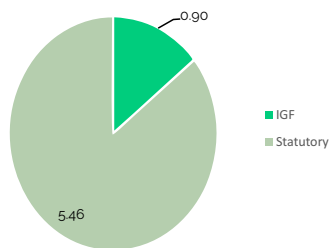
SDG Budget by Goal, Target and District



DISTRICTS

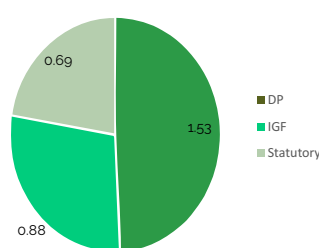
Asokore Mampong Municipal Assembly (AMMA)

SDG Budget by Goal and District



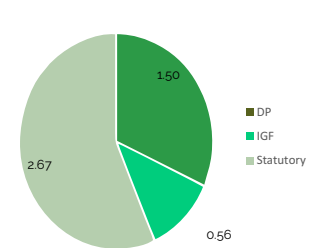
Birim North District (BNDA)

SDG Budget by Goal and District

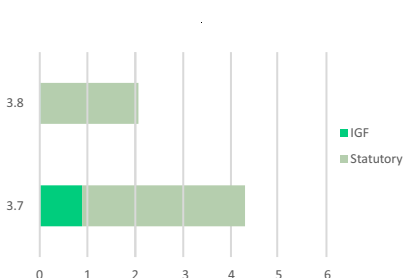


Ashaiman Municipal Assembly (ASHMA)

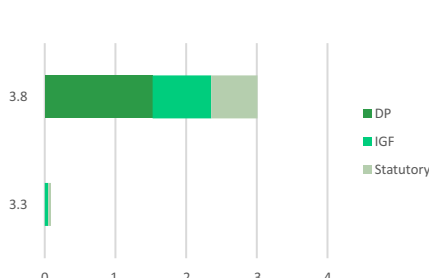
SDG Budget by Goal and District



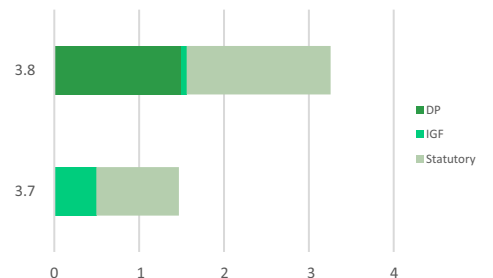
SDG Budget by Goal, Target and District



SDG Budget by Goal, Target and District



SDG Budget by Goal, Target and District





Quality Education

Ensure inclusive and equitable quality education and promote lifelong learning opportunities for all



Global Perspective

There has been huge progress in achieving the SDG 4 target of universal primary education since the start of the century. Total admission rate in developing regions reached 91 % in 2015. In spite of these improvements, the world is still not on track to meet the 2030 education targets. Before the outbreak of the coronavirus, forecasts showed that more than 200 million children would be out of school, and only 60 per cent of young people would be completing upper secondary education in 2030.

Education systems worldwide have been hit hard by the pandemic. The pandemic necessitated school closures in order to stop the spread of COVID-19 and this has affected the vast majority of the world's student population. Disrupted education is adversely affecting learning outcomes as well as the social and behavioural development of children and youth. Children and youth in vulnerable and disadvantaged communities are particularly at risk of educational exclusion because of the widening digital divide. The pandemic is deepening the education crisis and widening existing educational inequalities.

National Perspective

Ghana has, over the past three years, experienced significant improvement in enrolment at the senior high school level with the implementation of the free SHS programme.

Unfortunately the COVID-19 pandemic retarded some of the progress made in the educational sector, with student's being required to stay home for long periods during the outbreak. Due to Ghana's relatively low Internet penetration, the government was unable to insist on remote learning for all students. Internet penetration in Ghana stood at 48% in January 2020. (Ref.: Statista: Penetration rate of Internet users in Ghana 2017-2020)

While the country has made considerable progress in the last decades, the education sector still faces several challenges which includes attracting the remaining out-of-school children, poor learning outcomes in early grades, equity in access and learning, teacher time-on-task and deployment.

According to UNICEF Ghana, children with disabilities are usually left out of educational opportunities because of the lack of data on them.

Policy Initiatives

The Government of Ghana has initiated wide-ranging education reforms to ensure inclusivity, transform teaching and learning and improve educational outcomes. These include

- The establishment of free high school education with approximately 1.2 million beneficiaries absorbed by the program across the country in the past 3 academic years;
- The 2018-2030 Education Strategic Plan, which is designed to improve the quality of teaching and learning of science, technology, engineering and mathematics (STEM) at all levels;
- The expansion of physical infrastructure by building new schools and STEAM (STEM + Arts) centres across the country;
- The development of a costed National Assessment Strategy for Pre-Tertiary Education;
- The introduction of STEM and ICT in all basic schools as part of a broader curriculum reform to ensure that young students are familiar with these crucial competencies at an early age;
- The development of a National Accountability Framework for improving learning outcomes, that includes teachers, head teachers, circuit supervisors, district and regional directors of education.

MMDAs Analysis

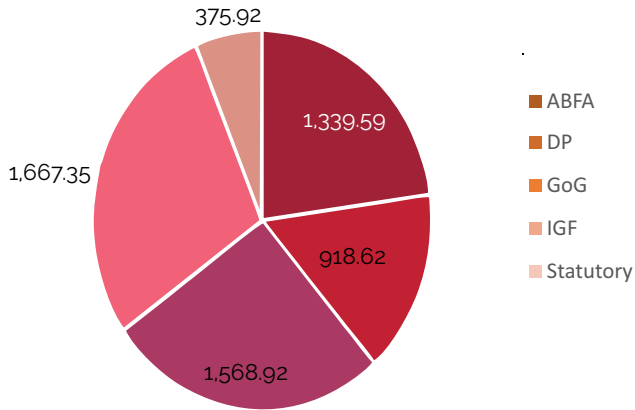
In 2020, GH¢ 5.4 billion was allocated at the MDA level, while GH¢ 403 million was apportioned for the MMDAs under Goal 4. In total, an amount of GH¢5.8 billion was allotted to Goal 4 in the national budget.

The sources of funds for this Goal under both MDA and MMDA levels were GOG: GH¢ 1.5 billion, ABFA: GH¢ 1.3 billion, DP: GH¢ 918.6 million, IGF: GH¢ 1.6 billion, and Statutory Funds: GH¢ 375.9 million. In 2019, GoG was the main source of funding with GH¢1.31 billion. However, IGF was the main source of funding for Goal 4 in 2020 with GH¢ 1.6 billion. Target 4.1 received the highest funding at GH¢ 5.4 billion in total.

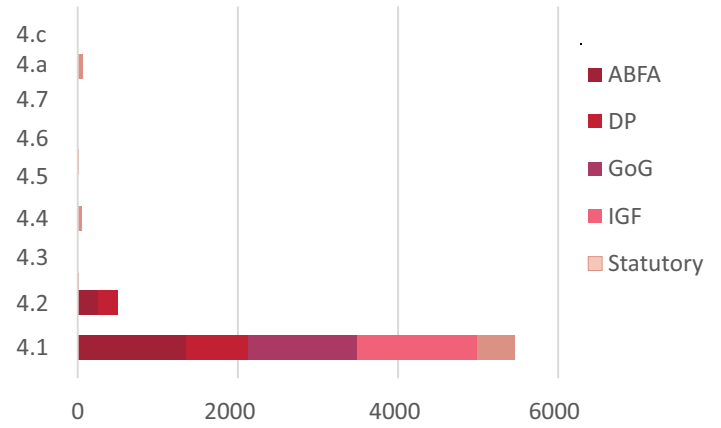
The top three funded regions under this goal were Ashanti, Eastern and Greater Accra with corresponding amounts of GH¢ 67.1 million, GH¢ 43.7 million and GH¢ 41.8 million respectively.

NATIONAL (MDA/MMDA)

SDG Budget by Goal (MDA/MMDA)



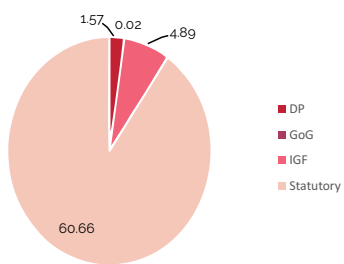
SDG Budget by Goal, Target and District



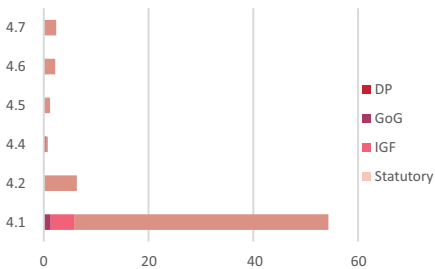
REGIONAL

ASHANTI REGION

SDG Budget by Region and Goal

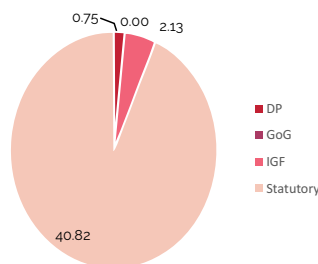


SDG Budget by Goal, Target and District

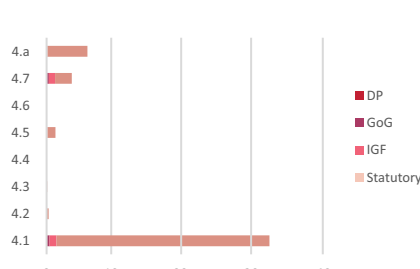


EASTERN REGION

SDG Budget by Region and Goal

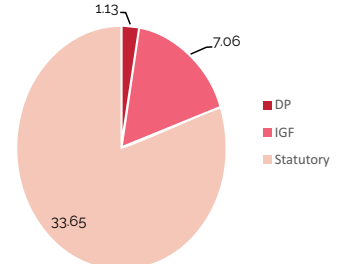


SDG Budget by Goal, Target and District

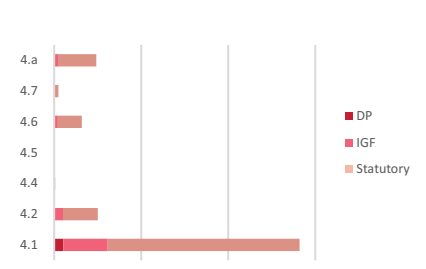


GREATER ACCRA REGION

SDG Budget by Region and Goal



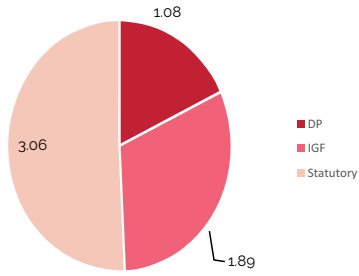
SDG Budget by Goal, Target and District



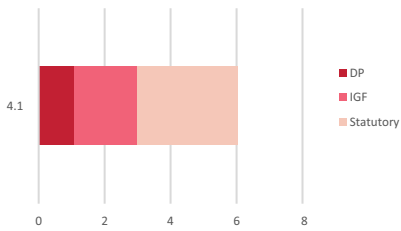
DISTRICTS

Kumasi Metropolitan Assembly (KMA)

SDG Budget by Goal and District

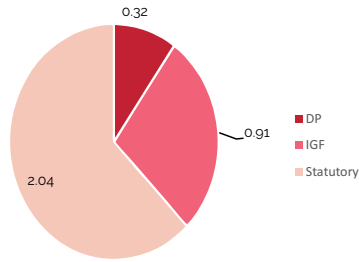


SDG Budget by Goal, Target and District

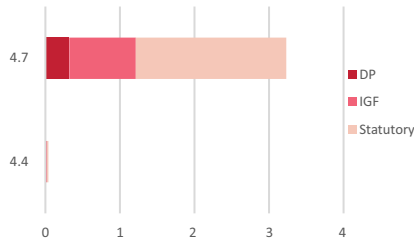


Birim North District (BND)

SDG Budget by Goal and District

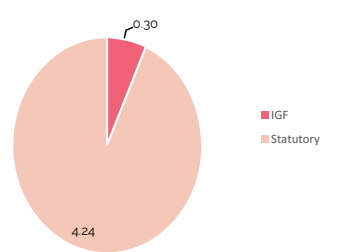


SDG Budget by Goal, Target and District

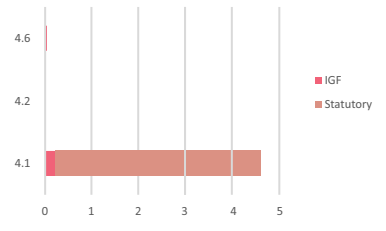


Accra Metropolitan Assembly (AMA)

SDG Budget by Goal and District



SDG Budget by Goal, Target and District





Gender Equality

Achieve gender equality and empower all women and girls


Global Perspectives

The Covid-19 pandemic highlights the continued disproportionate risk that women are exposed to. Women account for 70% of health and social workers globally, and so have been more exposed to the pandemic. There has been an increased surge in reports of domestic violence against women and girls across the globe, which is significant given that less than 40% of such cases are reported. Hours of unpaid domestic work have also radically shifted to women, especially among women with young children, due to the forced closure of schools during the height of the COVID-19 pandemic.

National Perspective

In Ghana, marginal gains continue to be made in women empowerment. In 2020, there are 37 women in Parliament, representing 13% of Members of Parliament, which has been the case since 2018. In the private sector, women are achieving gender equality through entrepreneurial activities. According to the 2019 Mastercard Index of Women Entrepreneurship (MIWE), Ghana is ahead of global and regional peers.

Government continues to pay grants under the Livelihood Empowerment Against Poverty (LEAP) programme to households, disproportionately represented by women and children. LEAP beneficiaries are also freely enrolled onto the National Health Insurance Scheme (NHIS).



A female Bus Driver at the Metro Mass Bus Terminal in Accra

Policy Initiatives

In 2020, the Ministry of Gender, Children and Social Protection collaborated with the ECOWAS Gender Development Centre to officially launch a Project in Ghana dubbed "50 Million Women Speak Platform" (50MWSP). The project is aimed at helping Ghanaian women entrepreneurs grow their businesses to empower and ensure economic independence and also boost economic growth in the country^{xi}.

The Ministry has operationalized the Domestic/Sexual and Gender-Based Violence (DV/SGBV) Rapid Response Centres at Agbogbloshie and Madina Markets. 65 people made up of selected market executives and other stakeholders were trained as paralegals to best respond to issues of Gender-Based Violence (GBV) at the market centres. In addition, the Ministry collaborated with the Gender Centre for Empowering Development to train artisans on workplace violence in Accra.

As part of the measures to bridge the gender gap in the ICT sector, the Ministry celebrated the Girls in ICT program which has trained 600 students from 9 districts in the Western Region. To expedite the training of more girls in ICT, the Ministry has instituted a biannual celebration of this initiative.

MMDAs Analysis

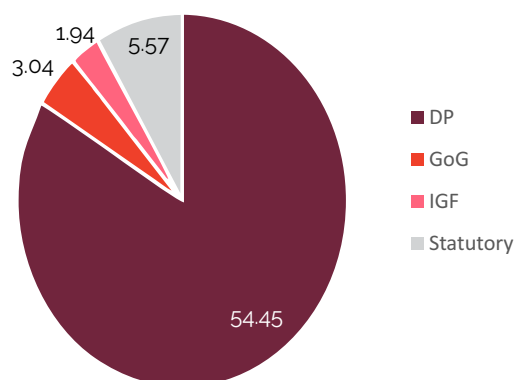
The total budget allocated towards the delivery of programmes at the MDA and MMDA levels for Goal 5 amounted to GH¢ 65 million. The individual sources of funds and their respective contributions to the total budget were GOG: GH¢ 3 million, DP: GH¢ 54.4 million, Statutory Funds: GH¢ 5.5 million, and IGF: GH¢ 1.9 million.

At the National level, DP Funds was the largest source of funding for Goal 5, with target 5.b receiving the highest amount of GH¢ 51.4 million. At the district level, the total funding amount under Goal 5 was GH¢ 7.5 million. Statutory Funds was the main source of funding at the MMDA level, with an amount of GH¢ 5.5 million, while DP funds was the least contributing fund at the local level under Goal 5 with an amount of GH¢ 347 thousand.

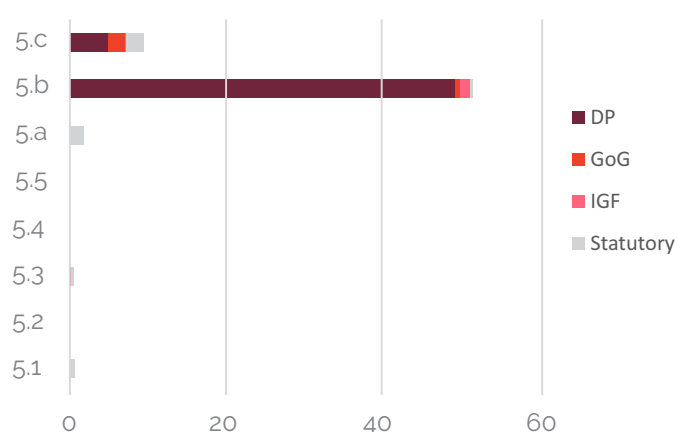
The top three regions funded under this Goal were the Greater Accra, Upper East and Eastern with corresponding amounts of GH¢ 2 million, GH¢ 1.1 million and GH¢ 876 thousand respectively.

NATIONAL (MDA/MMDA)

SDG Budget by Goal (MDA/MMDA)



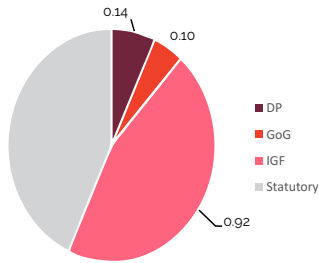
SDG Budget by Goal, Target and District



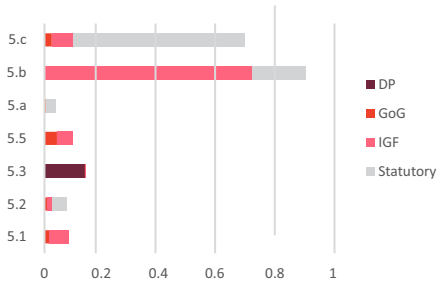
REGIONAL

GREATER ACCRA REGION

SDG Budget by Region and Goal

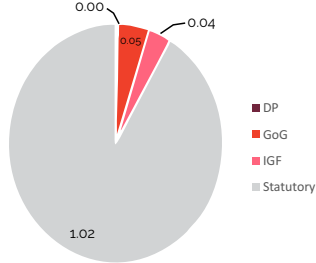


SDG Budget by Goal, Target and District

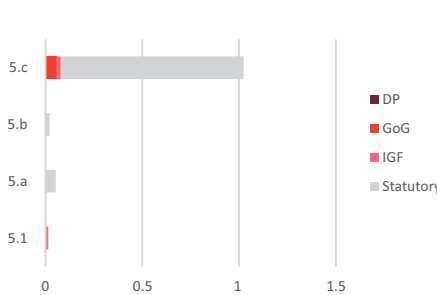


UPPER EAST REGION

SDG Budget by Region and Goal

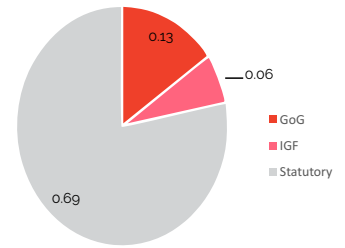


SDG Budget by Goal, Target and District

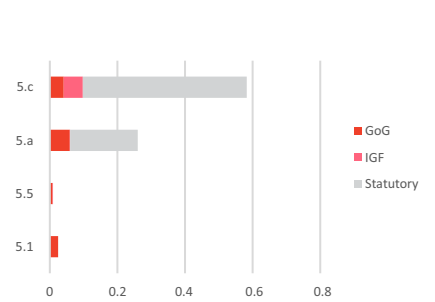


EASTERN REGION

SDG Budget by Region and Goal



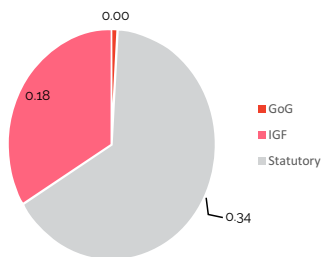
SDG Budget by Goal, Target and District



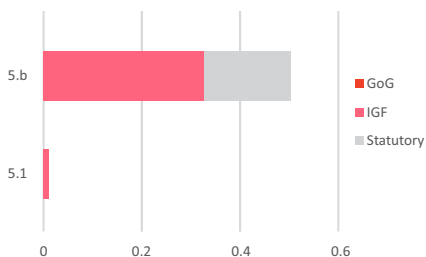
DISTRICTS

Ledzokuku Municipal Assembly (LEKMA)

SDG Budget by Goal and District

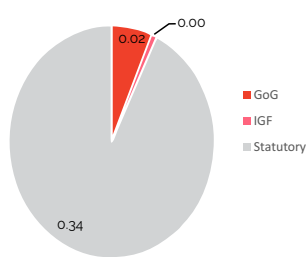


SDG Budget by Goal, Target and District

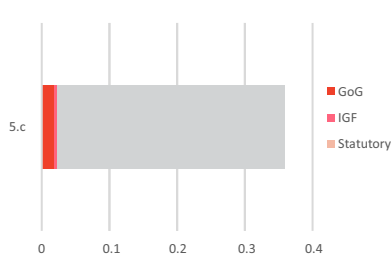


Garu District Assembly (GDA)

SDG Budget by Goal and District

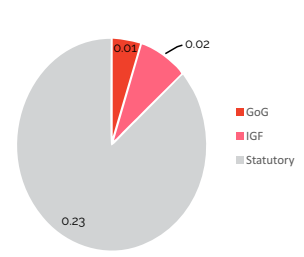


SDG Budget by Goal, Target and District

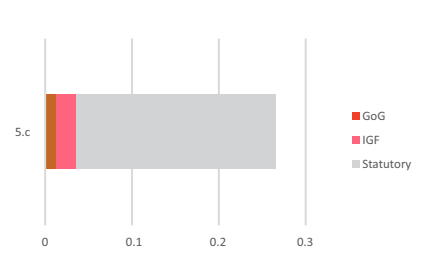


Nsawam Adoagyiri Municipal (NAMA)

SDG Budget by Goal and District



SDG Budget by Goal, Target and District





Clean Water and Sanitation

Ensure availability and sustainable management of water and sanitation for all



The Weija Lake is in the Greater Accra Region and is the source of about 80 percent of the potable water in Accra

Global Perspective

Globally, 1.8 billion people have gained access to basic drinking water services since 2000, but there are huge differences in the availability, accessibility and quality of these services. It is estimated that 1 in 10 people (785 million) still lack basic services, including the 144 million who drink untreated surface water. (UNICEF & WHO)

National Perspective

About 88% of the urban population in Ghana have access to basic drinking water. Ghana celebrates a substantial improvement as this exceeds the country's Millennium Development Goal (MDGs) target of 78%.

Disparities exist, however, between urban and rural safe drinking water access. According to the Ghana Multiple Indicator Cluster Survey, urban dwellers are more likely to have access to safe drinking water than the rural dwellers at 91% and 69%, respectively.

Policy Initiatives

In line with meeting the requirements of the SDG 6 and national commitments for water and sanitation, the Community Water and Sanitation Agency (CWSA) in 2017, initiated policy reforms in the Rural Water and Sanitation Sub-sector to change the existing Community Management Model to professionalized management of water supply services. The change in policy was triggered by recommendations by stakeholders and available research findings which pointed to the fact that the Community Management Model was not efficient enough to ensure the sustainable management of the water supply infrastructure provided by government. Cabinet gave its approval for the amendment of the Community Water and Sanitation Agency Act, 1998 (Act 564) to transform the (CWSA) into a utility service organization.

Government therefore developed the Greater Accra Metropolitan Area (GAMA) Sanitation and Water Project to increase access to improved sanitation and improved water supply in the GAMA, with emphasis on low income communities and to strengthen management of environmental sanitation in the area. It is estimated that 550,000 people would benefit from this project with support from the World Bank.

MMDAs Analysis

The total budget allocated towards the delivery of programmes by both MDAs and MMDAs for Goal 6 amounted to GH¢ 659.5 million, which is a significant reduction from 2019's GH¢1 billion.

The individual sources of funding and their respective contributions to the total budget were GOG: GH¢ 7.3 million, ABFA: GH¢ 160 million, DP: GH¢ 309 million, Statutory Funds: GH¢ 158 million and IGF: GH¢ 10.4 million.

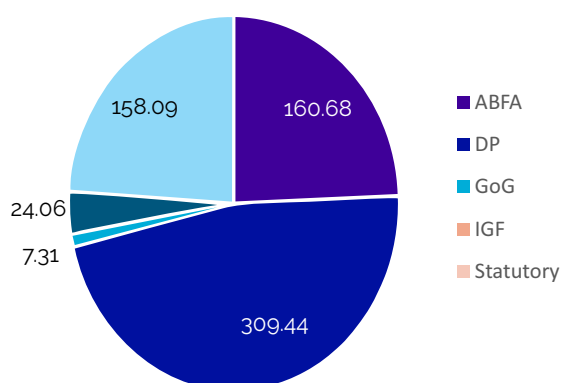
DP was the main source of funding for Goal 6 with target 6.2 receiving the most funding at GH¢ 240 million, which is an increase from the GH¢ 153.46 million given in 2019.

Out of the total budget, GH¢ 436.8 million has been allocated to the national level programmes whilst GH¢ 222.7 million has been apportioned to the district level programmes. Statutory Funds was the main source of funding with an amount of GH¢158 million at the district level.

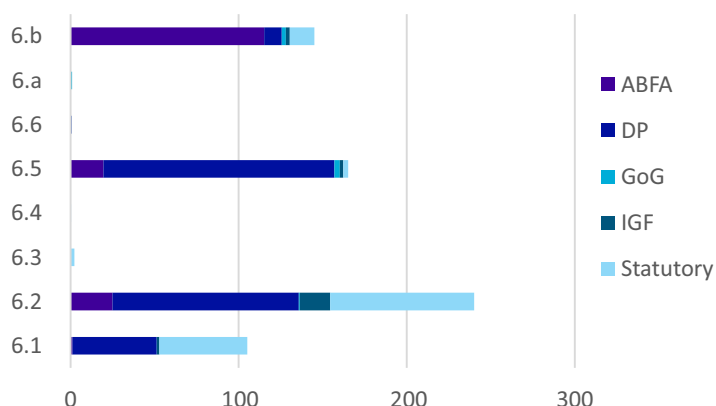
The top three regions funded under this goal were Ashanti, Eastern and Northern with corresponding amounts of GH¢33 million, GH¢21.7 million and GH¢21.3 respectively

NATIONAL (MDA/MMDA)

SDG Budget by Goal (MDA/MMDA)



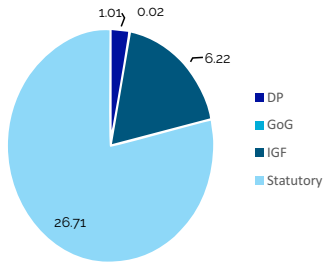
SDG Budget by Goal, Target and District



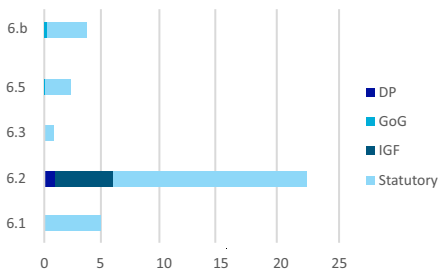
REGIONAL

ASHANTI ACCRA REGION

SDG Budget by Region and Goal

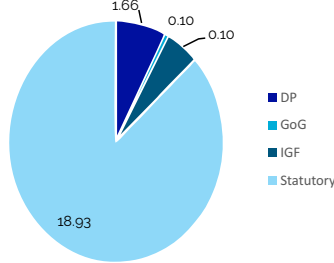


SDG Budget by Goal, Target and District

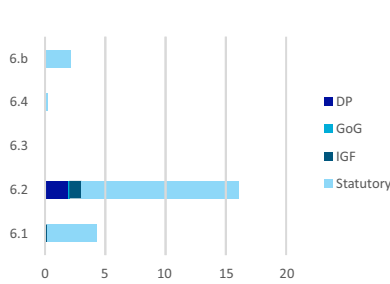


EASTERN REGION

SDG Budget by Region and Goal

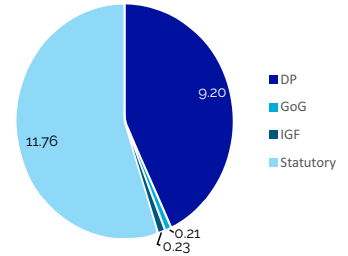


SDG Budget by Goal, Target and District

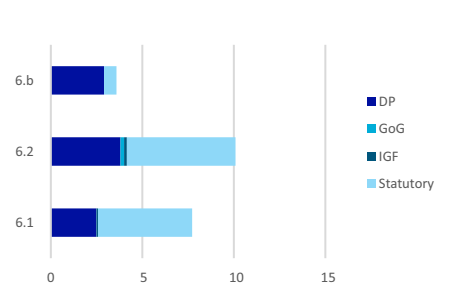


NORTHERN REGION

SDG Budget by Region and Goal



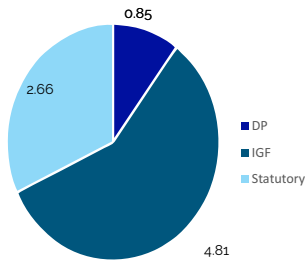
SDG Budget by Goal, Target and District



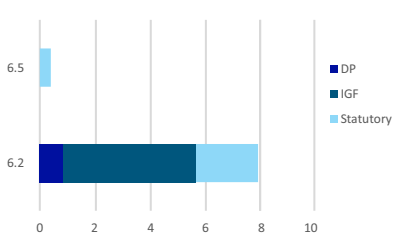
DISTRICTS

Kumasi Metropolitan Assembly (KMA)

SDG Budget by Goal and District

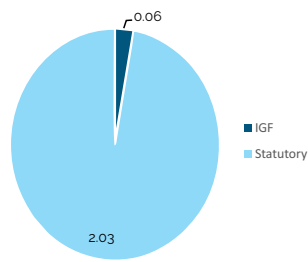


SDG Budget by Goal, Target and District

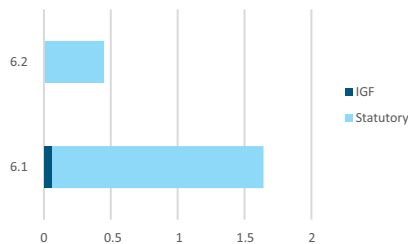


New Juaben North Municipal Assembly (NJNMA)

SDG Budget by Goal and District

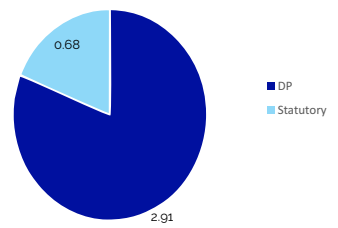


SDG Budget by Goal, Target and District

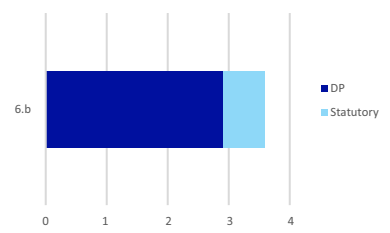


Tamale Metropolitan (TaMA)

SDG Budget by Goal and District



SDG Budget by Goal, Target and District



7 AFFORDABLE AND
CLEAN ENERGY



Affordable and Clean Energy

Ensure access to affordable, reliable,
sustainable and modern energy for all

Global Perspective

Reliable, clean and affordable energy is central to achieving the SDGs. The challenge however is our reliance on inexpensive and energy-dense fossil fuels which are unsustainable and harmful to the planet. The transition to an era of affordable, reliable and sustainable energy is essential to creating inclusive communities as well as resilience to environmental issues like Climate Change.

National Perspective

The proportion of Ghana's Population with access to electricity moved from 83.24% at the end of 2016 to 84.98 % in 2019. Renewable Energy installations increased from about 71.3 MWp in 2018 to about 78.6 MW in 2019. As at the end of 2019, about 130 Provisional Wholesale Electricity Supply Licenses had been issued to potential Independent Power Producers (IPPs) who proposed to develop a total of 7,030.6 MW of electricity from various renewable energy sources. Out of these, 63.8% are for solar photovoltaic (PV) generation.



Policy Initiatives

Government through the 2020 budget is embarked on a number of policy initiatives to enhance access to quality, affordable, reliable, sustainable and modern energy for all. These initiatives include:

- The distribution of discounted 60,283 Solar Lanterns (with phone charging functionality) to poor off-grid rural households to replace the use of kerosene as the main lighting fuel for non-electrified communities;
- Electrification of 582 communities in the Ashanti, Bono, Bono East, Ahafo, Eastern, Volta, Oti and Western Regions (Phase 2);
- The first phase of the roadmap setup for the Ghana Nuclear Programme by the International Atomic Energy Agency, which has been successfully completed and the establishment of the Owner Operator Nuclear Power Ghana (NPG) Limited

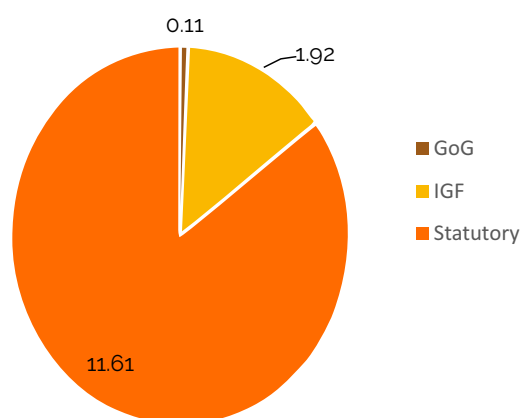
MMDAs Analysis

In all, a total amount of GH¢ 13.6 million was allocated to Goal 7 at the MDA and MMDA levels. Four targets namely Target 7.1, 7.2, 7.3, and 7.b were recorded under this Goal. The most funded target was Target 7.1 with an amount of GH¢8.5 million, while 7.3 was the least funded target with an amount of GH¢ 228.4 thousand. The major funding sources for Goal 7 were GoG, IGF and Statutory Funds. Amongst these sources, Statutory Funds was the highest funding source with a total amount of GH¢ 11.6 million. GoG was the least contributing funding source with an amount of GH¢ 108.1 thousand.

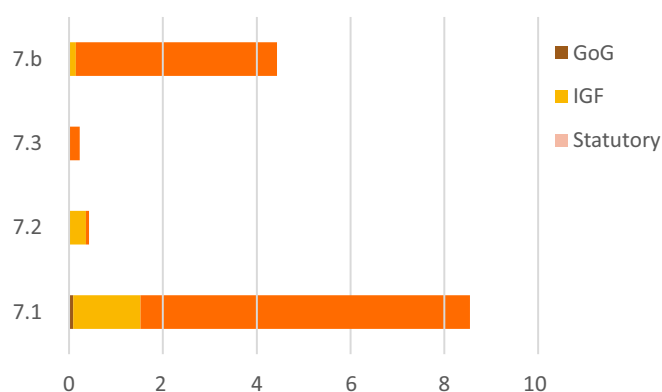
At the district level, the total funding amount for Goal 7 was GH¢ 13.6 million. Statutory Funds was the main source of funding with an amount of GH¢ 11.6 million. The top three regions funded under this goal were Upper East, Bono and Northern with corresponding amounts of GH¢ 3.3 million, GH¢ 2.6 million and GH¢ 2 million respectively.

NATIONAL (MDA/MMDA)

SDG Budget by Goal (MDA/MMDA)



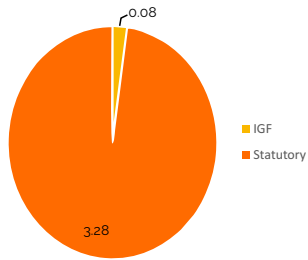
SDG Budget by Goal, Target and District



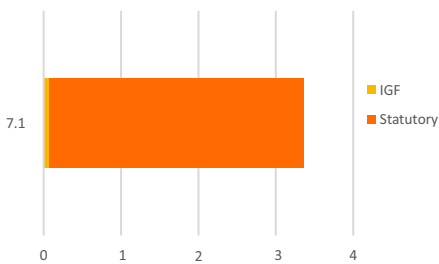
REGIONAL

UPPER EAST REGION

SDG Budget by Region and Goal

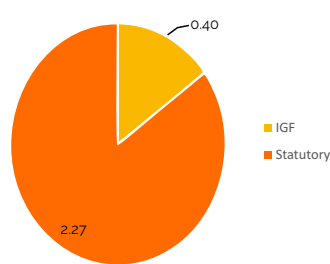


SDG Budget by Goal, Target and District

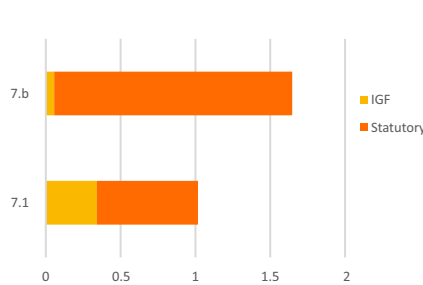


BONO REGION

SDG Budget by Region and Goal

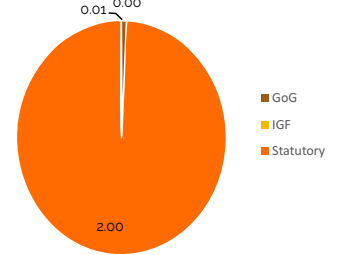


SDG Budget by Goal, Target and District

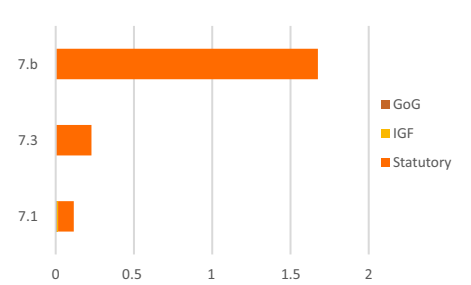


NORTHERN REGION

SDG Budget by Region and Goal



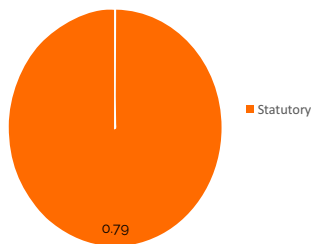
SDG Budget by Goal, Target and District



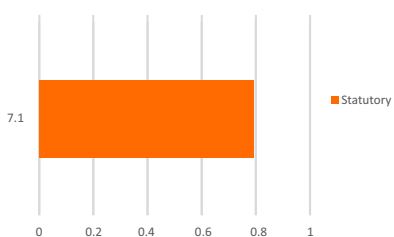
DISTRICTS

Tempane District

SDG Budget by Goal and District

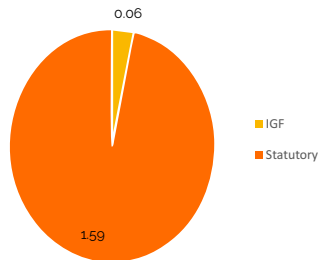


SDG Budget by Goal, Target and District

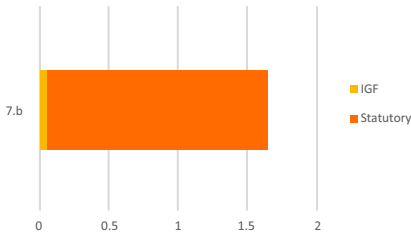


Berekum West District Assembly (BWDA)

SDG Budget by Goal and District

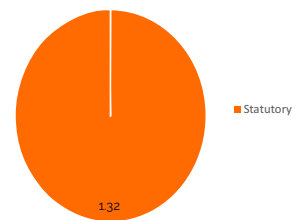


SDG Budget by Goal, Target and District

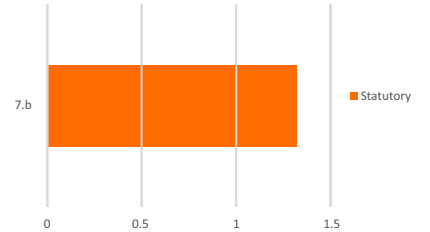



Mion District Assembly (MDA)

SDG Budget by Goal and District



SDG Budget by Goal, Target and District





Decent Work and Economic Growth

Promote sustained, inclusive and sustainable economic growth, full and productive employment and decent work for all



The EKUMFI Juice Factory was established in the Ekumfi Abor District in the Central Region as part of the One District One Factory Initiative

Global Perspective

The International Labour Organisation's (ILO) 2020 global report on employment and social trends establishes that people are finding it difficult to build better lives through their work because of the unavailability of decent work coupled with increasing unemployment and inequality levels.^{xii} In 2019, the global economy slowed down to 1.5% from 2.2.% for the first time in a decade. In 2020, the world faced the worst economic recession since the Great Depression due to the unprecedented economic disruptions caused by the COVID-19 pandemic. GDP per capita was expected to decline by 4.2%.^{xiii}

Before COVID-19, there were estimations of stagnated per capita income levels among some countries, especially those with prevalent cases of poverty. The global community was already struggling with ending poverty, combating climate related problems, and reducing inequalities.^{xiv} Now, the accompanying economic and financial shocks of the pandemic have endangered the global economy, and threatens to induce the worst global recession since 2009.^{xv}

Global unemployment is expected to reach an all-time high due to systemic layoffs and reduced hiring in response to economic contractions. In the first half of 2020, there was a 14% drop in global working hours, equivalent to the loss of 400 million full-time jobs.^{xvi} The informal sector is particularly vulnerable; 1.6 billion workers in the informal economy risk losing a significant portion of their livelihoods.

Emerging economies experienced the largest and worst outflow when investors moved about \$90 billion from their economies as a result of the COVID-19 crisis. In Africa, an estimated decline in GDP per capita by 3 per cent was anticipated in 2020, and further to 5 per cent subsequently should the pandemic linger on.^{xviii} Consequently, a total of 50 million Sub-Saharan Africans would be pushed into poverty.

National Perspective

In Ghana, Goal 8 sits at the centre of almost all of Government's initiatives. There is a direct correlation between Government policies and their contributions to decent work and economic growth.

A COVID-19 Business Tracker Survey conducted by the Ghana Statistical Service in the second quarter of 2020 indicates that an estimated 42,000 employees were laid off during the country's partial lockdown. About 25% of the total workforce (770,000 workers) had their wages reduced and, similarly, working hours were reduced for about 700,000 workers^{xix}.

In response to the pandemic's economic devastation, Government launched the Coronavirus Alleviation Programme for Businesses^{xx}, a GH¢1billion stimulus package to support MSMEs, comprising 92% of businesses in Ghana^{xxi}, and ultimately protect livelihoods.

In the 2020 Mid-Year Budget Review, Government introduced the Coronavirus Alleviation and Revitalisation of Enterprises Support (CARES)^{xxii}, a GH¢100 billion programme to be implemented between mid-2020 and mid-2023. CARES will stabilize and transform the economy across key sectors (including agriculture, health, manufacturing, and construction). Another priority of the CARES programme is to review and optimise the implementation of Government flagship programmes. Goal 8 continues to be the focal point of Government's initiatives.

Policy Initiatives

Notable among Government policies under this Goal includes the Nation Builders Corps (NABCO), One District One Factory (1D1F), Planting for Food and Jobs, and Tax Reforms.

Government's focus during the pandemic has been to protect lives and livelihoods. As a result, Government is in consultation with relevant stakeholders to launch a National Unemployment Insurance Scheme^{xxiii} to protect workers who were laid off as a direct result of the COVID-19 pandemic and facilitate their retraining. The Smart Workplace Rollout^{xxiv} across MDAs is especially timely to enable government staff to work from home and observe safety protocols.

In response to the socio-economic impact of the COVID-19 pandemic, government is poised to mitigate the effects of the pandemic through programmes such as the Coronavirus Alleviation Programme (CAP)^{xxv}, the COVID-19 Stimulus Package for Businesses, and the Work-from-Home directive (Smart Workplace Project) among others.^{xxvi}

Additionally, in 2020, initiatives such as the National Entrepreneurship Innovation Programme (NEIP) were set up by the President to fast track the development of Ghana's entrepreneurial culture especially among the youth. This, the President believes, would create avenues for self-employment. The Presidential Business Support Programme also seeks to create decent jobs for Ghanaians.

MMDAs Analysis

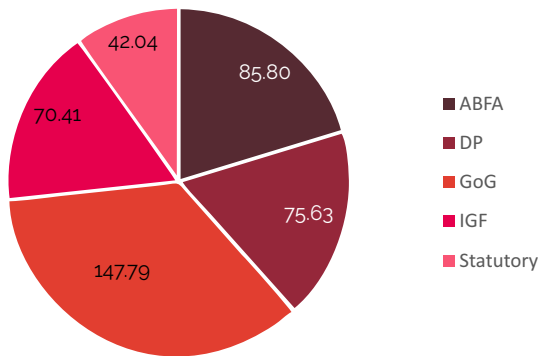
The total budget allocated towards the delivery of programmes by both MDAs and MMDAs for Goal 8 amounted to GH¢ 421.6 million. The individual sources of funding and their respective contributions to the total budget were GOG: GH¢ 147.7 million, ABFA: GH¢ 85.8 million, DP: GH¢ 75.6 million, IGF: GH¢ 70.4 million and Statutory Funds: GH¢ 42 million.

GOG is the main source of funding for Goal 8 with target 8.3 receiving the most funding at GH¢ 286.9 million. The other targets funded under this Goal included 8.2, 8.3, 8.5, 8.6, 8.7, 8.8, 8.9, 8.10, and 8.a. Out of the total budget, GH¢ 370.7 million had been allocated for the national level programmes whilst GH¢ 50.8 million was apportioned for district levels.

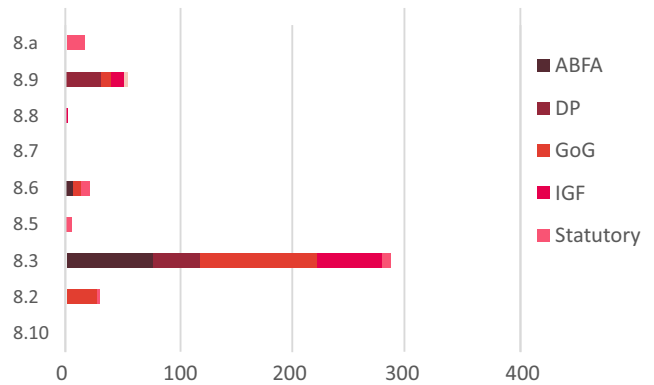
At the district level, the total funding amount under Goal 8 was GH¢50.8 million. Statutory Funds was the main source of funding with an amount of GH¢42 million. The top three regions funded under this goal were Eastern, Ashanti and Bono East with corresponding amounts of GH¢ 19.3 million, GH¢ 6.3 million and GH¢ 5.5 respectively.

NATIONAL (MDA/MMDA)

SDG Budget by Goal (MDA/MMDA)



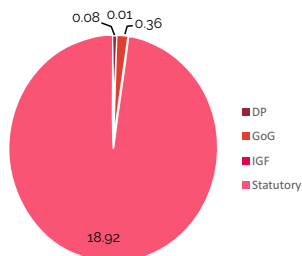
SDG Budget by Goal, Target and District



REGIONAL

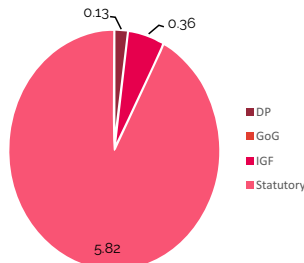
EASTERN REGION

SDG Budget by Region and Goal



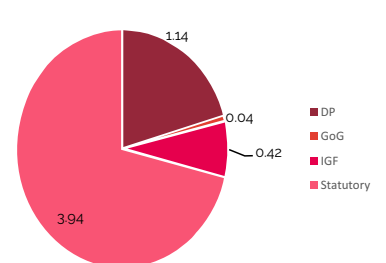
ASHANTI REGION

SDG Budget by Region and Goal

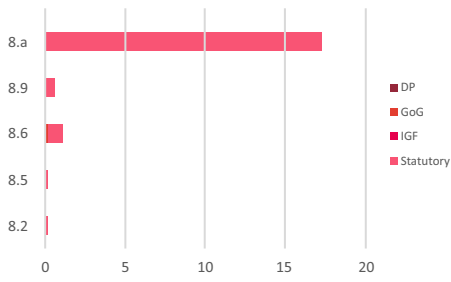


BONO EAST REGION

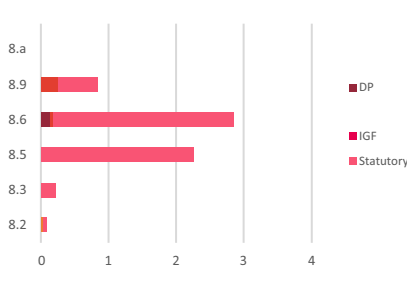
SDG Budget by Region and Goal



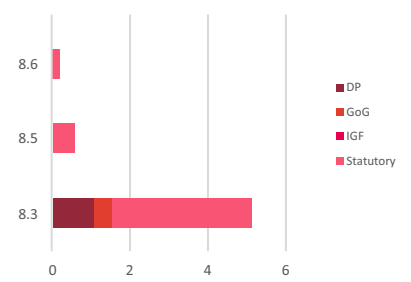
SDG Budget by Goal, Target and District



SDG Budget by Goal, Target and District



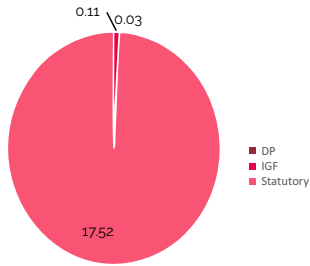
SDG Budget by Goal, Target and District



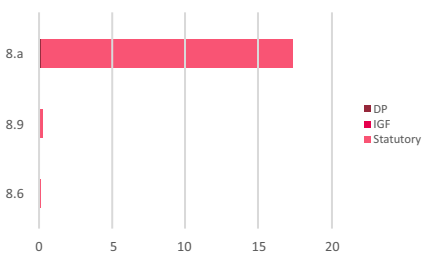
DISTRICTS

Abuakwa South Municipal Assembly (ASMA)

SDG Budget by Goal and District

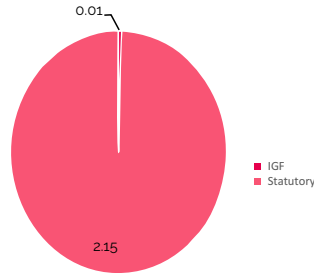


SDG Budget by Goal, Target and District

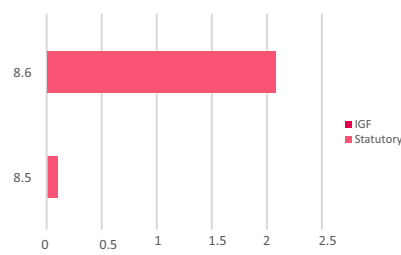


Amansie Central District (ACDA)

SDG Budget by Goal and District

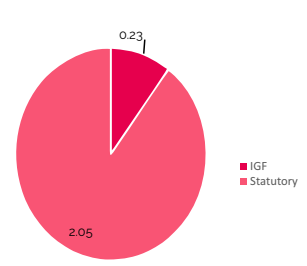


SDG Budget by Goal, Target and District

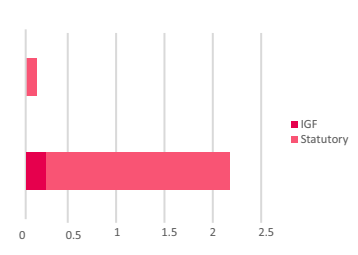


Nkoranza South District (NSMA)

SDG Budget by Goal and District



SDG Budget by Goal, Target and District





Industry, Innovation and Infrastructure

Build resilient infrastructure, promote inclusive and sustainable industrialisation and foster innovation

Global Perspective

Goal 9 encompasses a variety of targets aimed at promoting inclusive and sustainable economic development globally through the support of innovation and quality infrastructure. A combination of the aforementioned factors has the potential to spur employment and incomes in our societies. According to the African Development Bank, the African continent's infrastructural needs amount to \$130 - \$170 billion a year, with a financing gap in the range of \$68 - \$108 billion. The encouraging news, however, is that there are huge investment opportunities which could be unlocked in the sector through due diligence.

National Perspective

The measures outlined in the 2020 budget statement and economic policy towards building resilient infrastructure, promoting inclusive and sustainable industrialisation as well as fostering innovation include;

- Declaring 2020 as “the Year of Roads” with major construction works such as, Pokuase Interchange under the Accra Urban Transport Project. This involves the construction of a 4-tier interchange. Progress currently stands at 74 %; Tema Motorway Roundabout, a 3-tier interchange which has been completed and commissioned;



Awoshie - Ablekuma Footbridge on the Awoshie-Pokuase highway

- In response to Government's introduction of a new comprehensive Automotive Manufacturing Development Policy, in March 2020, the Volkswagen Group rolled out the first VW locally assembled vehicle. Both the Toyota and Nissan Groups are also positioned to establish assembly operations before the end of 2020. Sinotruk, a leading global manufacturer of Heavy Duty Trucks is also assembling a variety of trucks in Ghana through Zonda Tec Ghana Limited.

Policy Initiatives

In accelerating financing for infrastructure in the country, the Government seeks to combine various methods of financing including blended finance, and sovereign wealth funds to strengthen the Ghana Infrastructure Investment Fund (GIIF) to promote infrastructural development.

Government has also focused on the rehabilitation and expansion of rail networks to enhance public transportation. The adopted strategy by government on railway development is the rehabilitation of the old narrow gauge line and the construction of new modern standard gauge line. In January 2019, the Ministry of Railways Development launched the Accra-Tema train service, which can transport up to 360 persons at a time making stops at various vantage points across the two cities^{xxvii}.

Under the Infrastructure for Poverty Eradication Programme (IPEP), Government has undertaken the following projects;

- i. Provision of 35 prefabricated grain warehouses to the Ghana Buffer Stock Company
- ii. Completion of 200 small earth dams mainly in the six northern regions under the "One Village One Dam" policy
- iii. Construction of 25 rural markets, among others

Additionally, Government upgraded three Astro Turfs in Walewale, Kyebi and Madina as a way of providing adequate sports infrastructure in the selected communities.

More so, by way of strengthening the country's ICT Infrastructure Development Programme, the National Information Technology Agency (NITA) installed the Public Key Infrastructure Platform to provide over 50 million trusted and reliable cryptographic keys (Digital Certificates).

MMDA Analysis

Budget allocation to Goal 9 at both the National and District levels amounted to GH¢ 448.6 million. The individual sources of funding and their respective contributions to the total budget were GOG: GH¢ 23.3 million, DP: GH¢ 97.8 million, IGF: GH¢ 49.7 million and Statutory Funds: GH¢ 277.6 million.

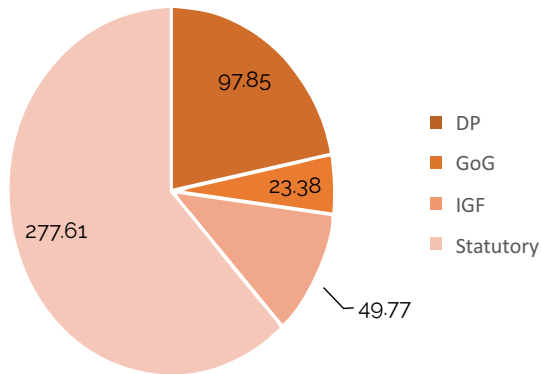
Statutory Funds was the main source of funding for Goal 9 with target 9.a receiving the most funding of GH¢ 225.9 million. Targets funded under this Goal were 9.1, 9.2, 9.3, 9.4, 9.5, 9.a, 9.b, and 9.c.

Out of the total budget, GH¢ 54.2 million was allocated for the MDA level, whilst GH¢ 394.3 million was allocated to the MMDA levels.

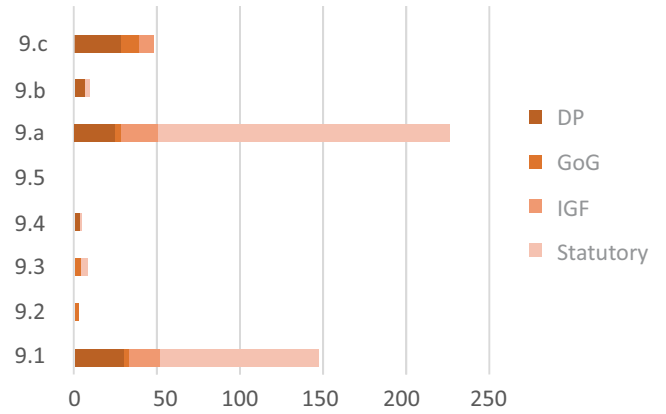
Statutory Funds was the main source of funding with an amount of GH¢ 277 million at the MMDA level. The top three regions funded under this goal were Ashanti, Greater Accra and Volta with corresponding amounts of GH¢ 83.5 million, GH¢ 56.5 million and GH¢ 51.4 million respectively.

NATIONAL (MDA/MMDA)

SDG Budget by Goal (MDA/MMDA)



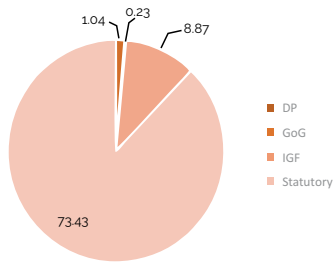
SDG Budget by Goal, Target and District



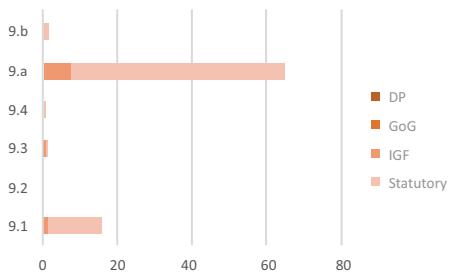
REGIONAL

ASHANTI REGION

SDG Budget by Region and Goal

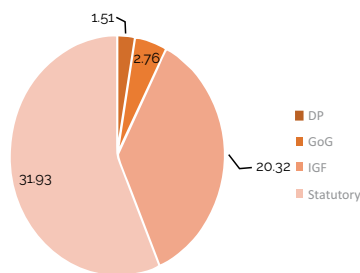


SDG Budget by Goal, Target and District

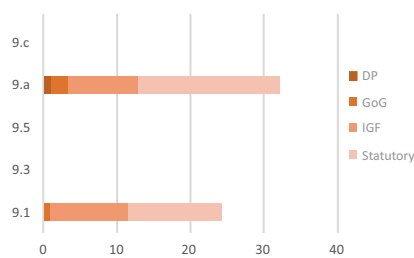


GREATER REGION

SDG Budget by Region and Goal

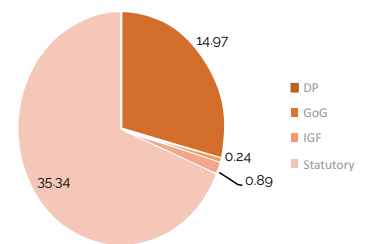


SDG Budget by Goal, Target and District

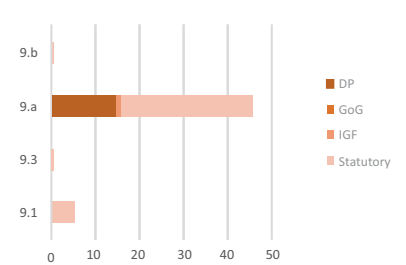


VOLTA REGION

SDG Budget by Region and Goal



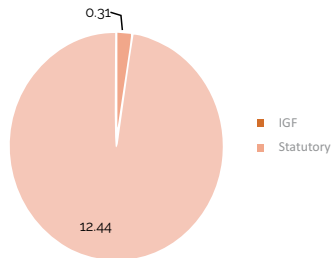
SDG Budget by Goal, Target and District



DISTRICTS

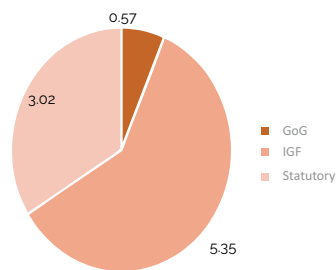
Suame Municipal Assembly (SMA)

SDG Budget by Goal and District



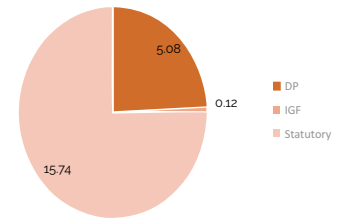
Tema Metropolitan Assembly (TMA)

SDG Budget by Goal and District

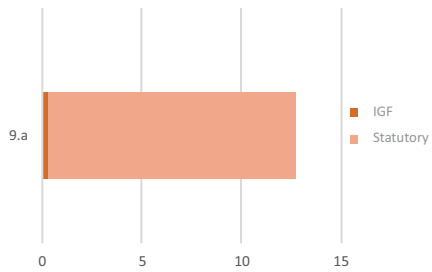


Hohoe Municipal Assembly (HHMA)

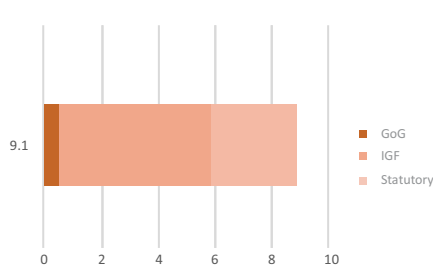
SDG Budget by Goal and District



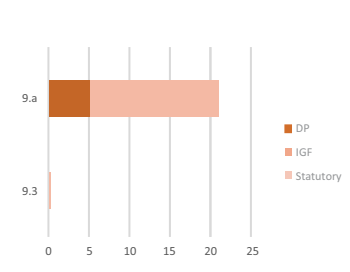
SDG Budget by Goal, Target and District



SDG Budget by Goal, Target and District



SDG Budget by Goal, Target and District



10 REDUCED
INEQUALITIES



Reduced Inequalities

Reduce inequality within and among countries



Astro turf football park at Madina Zongo

Global Perspective

Globally, with COVID-19 hitting hardest the most vulnerable groups, i.e. elderly persons, people with disabilities, women, children, migrants and refugees, it is anticipated that existing inequalities would be deepened with developing countries experiencing the worst scenarios of the current crises posed by the pandemic as the world risks a global recession. Already, most people have experienced salary-cuts even as global unemployment is on the rise according to the UN.

National Perspective

While both the depth of poverty and the number of poor people have declined substantially (by 1.6 million), income inequality has widened considerably^{xxviii}. 20% of the richest Ghanaians make 47.9% of the total national income in the economy while 20% of the poorest Ghanaians make 5.6%, according to the 2014 Ghana Living Standards Survey^{xxix}. Unequal ownership of capital is said to be the resultant effect of economic inequality.

According to Oxfam, in Ghana, large inequalities persist, even though the country is now the second-largest economy after Nigeria in the West African sub-region. Gender inequality, regional disparities, and increasing numbers of informal sector workers are contributing factors to the widening inequalities gap.

Policy Initiatives

The President's Coordinated Programme of Economic and Social Development Policies (CPESDP 2017-2024) and the Medium-term National Development Policy Framework (MTNDPF 2018-2021) have been identified as the main mediums of addressing the country's current inequality challenges.

As part of efforts to reduce inequalities in Ghana, the government has initiated a number of policies including the creation of new regions, the continued development of Inner-Cities and Zongo communities with the Zongo Development Fund (ZoDF), and the expansion of the Infrastructure for Poverty Eradication Programme (IPEP) amongst others.

The government is also providing funding support for women with special needs to enable them scale up their businesses under the Presidential Empowerment for Women Entrepreneurs with Disability (PEWED) programme.

Furthermore, a support scheme known as the Complimentary Livelihood Asset Support Scheme (CLASS) under the Ghana Productive Safety Net Project is providing income opportunities for vulnerable people.

MMDAs Analysis

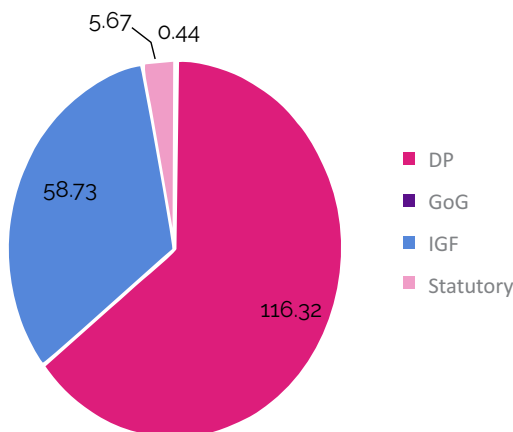
Total funding allocated to Goal 10 for 2020 amounted to GH¢181.1 million, compared to the GH¢ 146.5 million allocation in 2019. Out of this, GOG was the largest fund source with an amount of GH¢ 116 million. The other source of funding was IGF with an amount of GH¢ 58.7 million. In 2019, the other source of funds was DP funds.

Six targets were funded under Goal 10 namely targets 10.1, 10.2, 10.3, 10.5, 10.7 and 10.c, with target 10.1 receiving the most funding amount of GH¢78.2 million, followed by target 10.7 at GH¢ 72.2 million, and then 10.3 at GH¢ 24.3 million. The least funded target was 10.5 with an amount of GH¢ 120 thousand. Target 10.1 was the most funded target in 2019.

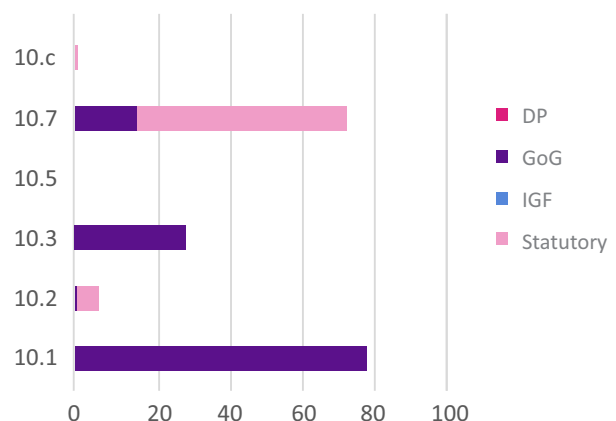
At the District Level, the total amount approved for Goal 10 was GH¢6.6 million. Statutory Funds were the main source of funding with an amount of GH¢5.6 million. The top three regions with the most funding under Goal 10 were Ashanti, Greater Accra, and Eastern with corresponding amounts of GH¢3.2 million, GH¢704.6 thousand, and GH¢585.4 thousand respectively.

NATIONAL (MDA/MMDA)

SDG Budget by Goal (MDA/MMDA)



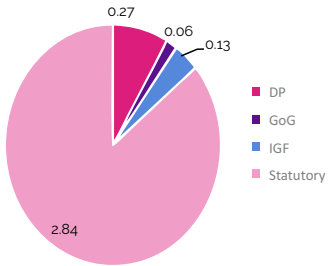
SDG Budget by Goal, Target and District



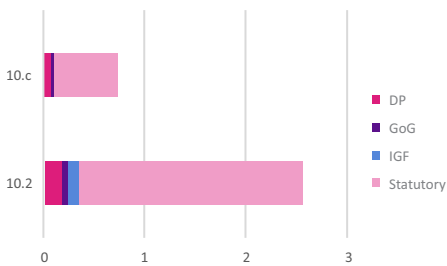
REGIONAL

ASHANTI REGION

SDG Budget by Region and Goal

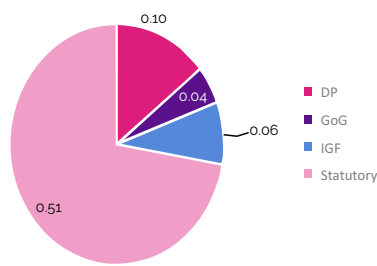


SDG Budget by Goal, Target and District

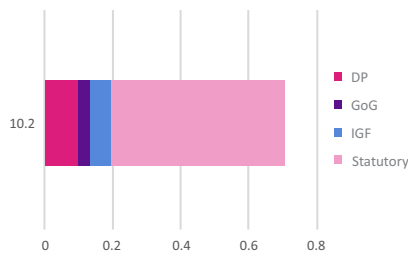


GREATER REGION

SDG Budget by Region and Goal

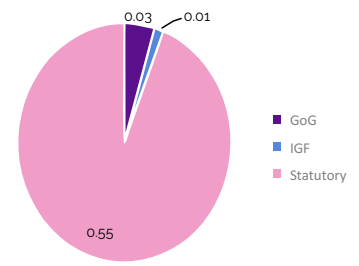


SDG Budget by Goal, Target and District

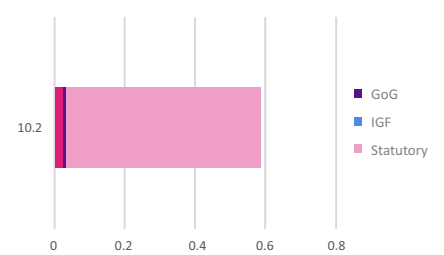


EASTERN REGION

SDG Budget by Region and Goal



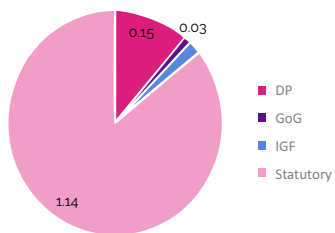
SDG Budget by Goal, Target and District



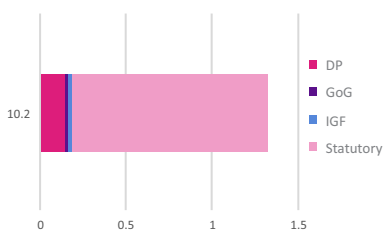
DISTRICTS

Old Tafo Municipal Assembly

SDG Budget by Goal and District

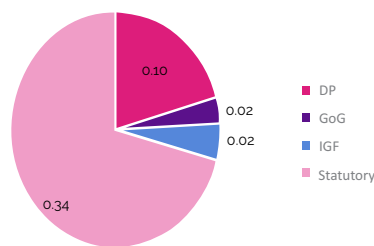


SDG Budget by Goal, Target and District

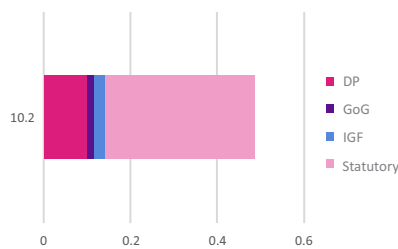


Adentan Municipal Assembly (ADMA)

SDG Budget by Goal and District

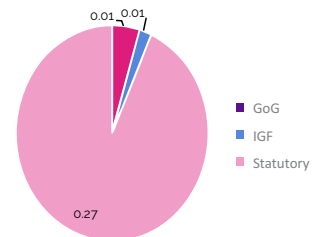


SDG Budget by Goal, Target and District

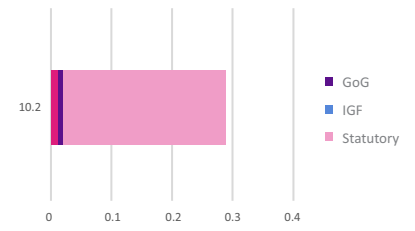


Kwahu Afram Plains North District Assembly (KAPNDA)

SDG Budget by Goal and District



SDG Budget by Goal, Target and District





Sustainable Cities And Communities

Make cities inclusive, safe, resilient
and sustainable

By 2050, the urban population is expected to reach 6.5 billion, about two-thirds of the global population. While cities occupy just 3% of the Earth's land, they generate about 80% of global GDP and account for 60-80% of energy consumption^{xxx}.

In the wake of the COVID-19 pandemic, over 90% of COVID-19 cases are occurring in urban areas^{xxxi}. The 828 million urban slum dwellers^{xxxii} across the globe are the most affected population in the coronavirus pandemic.

National Perspective

In Ghana, 55% of the total population live in urban areas. The housing deficits is estimated at 2 million housing units^{xxxiii}.

Particularly among the rural-urban migrants, there is a significant population of urban slum dwellers, who form part of the informal sector and subsist on daily earnings that were threatened during the COVID-19 lockdown as government introduced measures to prevent the spread of the pandemic.

At the C40 Cities Bloomberg Philanthropies Awards Ceremony in October 2019, the mayor of Accra was awarded the 2019 C40 Award for Citizen Engagement related to the recognition and integration of informal waste collectors into the city's official waste management system^{xxxiv}. The award celebrates ambitious and innovative efforts by mayors to tackle climate change and improve lives in their communities.^{xxxv}

In addition, in November 2019, there was an announced partnership between the City Councils of Accra and Paris to improve waste management through technical assistance, training and a pilot project on composting^{xxxvi}.



Aerial view of parts of Accra

Policy Initiatives

In the 2018 National Budget, the Government approved the establishment of a National Housing and Mortgage Fund (NHMF) to provide low to middle-income earners with access to local currency mortgages and also provide local real estate developers with sustainable construction financing options. The NHMF which was outdoored on Monday October 26, 2020 during the commissioning of one of its model communities in Tema, Community 22, also finances the Real Estate Investment Trust (REIT) under a Rent-to-Own Scheme^{xxxvii} which enables Ghanaians to rent property at affordable monthly rates with the option to purchase the property.

In March 2019, the mayor of Accra unveiled the Accra Resilience Strategy, outlining 3 pillars and 27 initiatives to support Accra's ambition of becoming a smart, sustainable, and resilient city^{xxxviii}.

In July 2020, the Hon. Minister for Works & Housing disclosed at the third Ghana Green Building Summit that there is an ongoing review of the LI 1630 building regulations code, which will be amended to align with green building requirements and empower MMDAs to enforce stipulations in green building^{xxxix}.

MMDAs Analyses

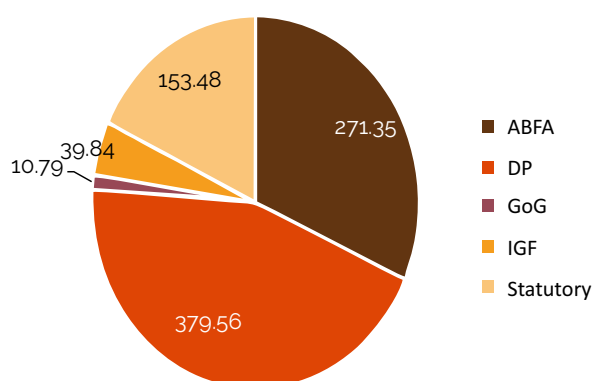
Total budget allocated towards the delivery of programmes at both National and District levels amounted to GH¢ 855 million under Goal 11. In 2019, this amount was GH¢382.2 million. At the district level, a total of GH¢ 251.7 million was allocated while GH¢ 603.2 million was allocated at the National level. Seven Targets were funded in all, namely Targets 11.1, 11.2, 11.3, 11.6, 11.7, 11.a, and 11.b.

As with 2019, Target 11.2 received the highest funding of GH¢ 595.9 million. DP was the largest funding source under Goal 11 with an amount of GH¢ 379.5 million. ABFA, GoG, IGF, and Statutory Funds were among the sources of funding for this Goal. The least funded target was 11.b with an amount of GH¢ 6 million.

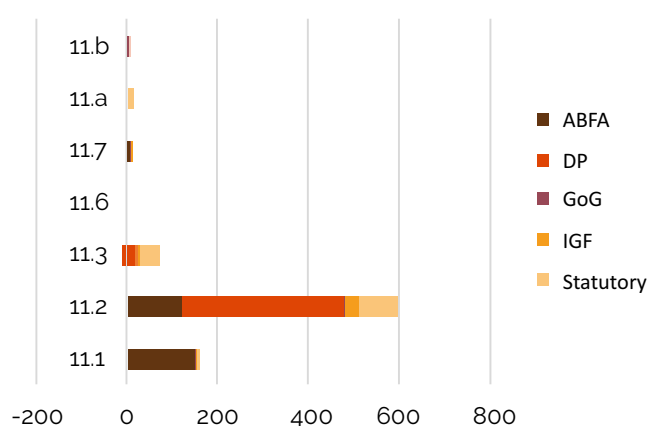
The top three regions with the most budget amounts under Goal 11 were Ashanti, Northern and Greater Accra with corresponding amounts of GH¢ 53.1 million, GH¢ 31.6 million, and GH¢ 30.5 million respectively. For all the regions, Statutory Funds was the most funding source.

NATIONAL (MDA/MMDA)

SDG Budget by Goal (MDA/MMDA)



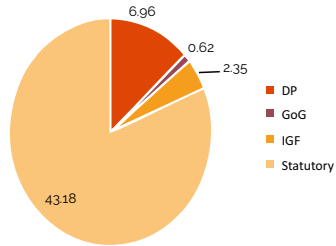
SDG Budget by Goal, Target and District



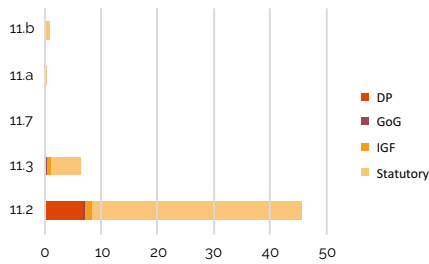
REGIONAL

ASHANTI REGION

SDG Budget by Region and Goal

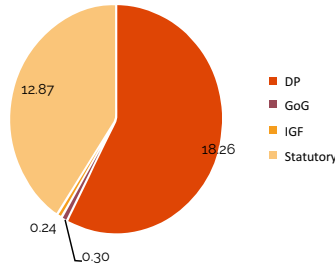


SDG Budget by Goal, Target and District

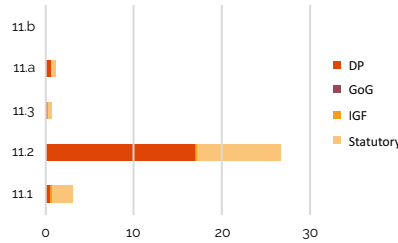


NORTHERN REGION

SDG Budget by Region and Goal

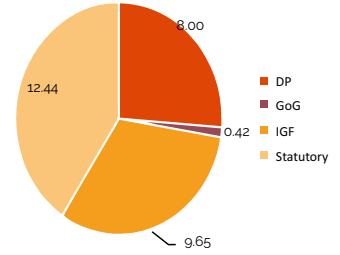


SDG Budget by Goal, Target and District

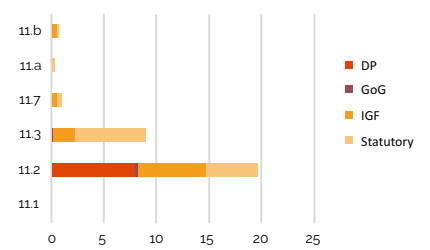


GREATER ACCRA REGION

SDG Budget by Region and Goal



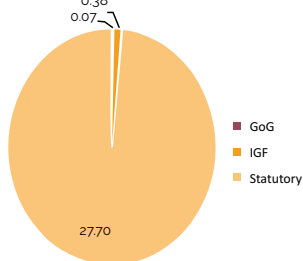
SDG Budget by Goal, Target and District



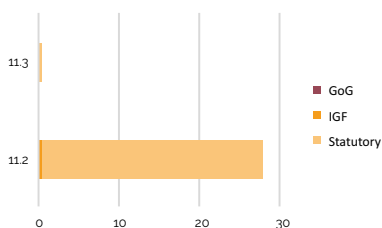
DISTRICTS

Obuasi Municipal Assembly (OMA)

SDG Budget by Goal and District

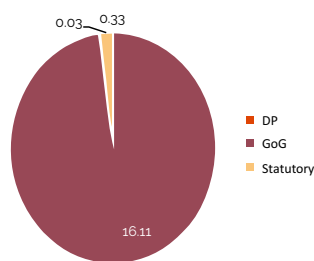


SDG Budget by Goal, Target and District

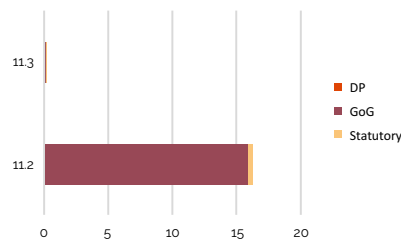


Sagnerigu Municipal Assembly (SeMA)

SDG Budget by Goal and District

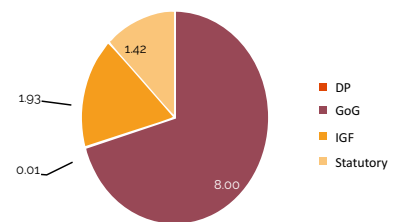


SDG Budget by Goal, Target and District

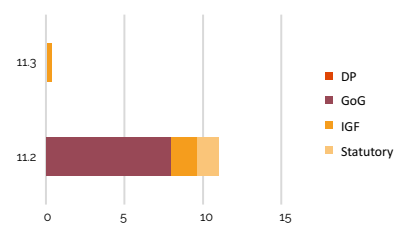


Adentan Municipal Assembly

SDG Budget by Goal and District



SDG Budget by Goal, Target and District





Responsible Consumption and Production

Ensure sustainable consumption and production patterns



Green House projects (Exim bank) in Dawhenya

Global Perspective

Sustainable consumption and production is about promoting resource and energy efficiency, long-lasting infrastructure, and providing access to basic services and a better quality of life for all. Each year, an estimated one third of all food produced in the world – equivalent to 1.3 billion tonnes worth around \$1 trillion – ends up rotting in the bins of consumers, retailers, or spoiling due to poor transportation and harvesting practices. Should the global population reach 9.6 billion by 2050, the equivalent of almost three planets could be required to provide the natural resources needed to sustain current lifestyles. Currently, the food sector accounts for around 22% of total greenhouse gas emissions, largely from the conversion of forests into farmland.

National Perspective

Currently in Ghana, there is a growing need to ensure that there is efficient production and consumption levels. Under the Green Business Initiative, the country seeks to revolutionise vegetable cultivation through the completed 75 Greenhouses (Domes) at Dahwenya in the Greater Accra Region. Additionally, 1500 graduates are being trained in the use of greenhouse technology.

Policy Initiatives

Government's efforts to ensure food security also includes the establishment of the Ghana Commodity Exchange which is intended to link Ghanaian smallholder farmers to agricultural and financial markets in Ghana and across the sub region to ensure Ghanaian farmers secure competitive prices for their commodities, reduce post-harvest losses as well as supply good quality commodities which meet the nutritional needs of consumers^{xi}.

His Excellency, the President, launched the Ghana National Plastics Action Partnership (NPAP) Initiative on 1st October, 2019, as part of efforts to accelerate the reduction of plastic waste and pollution in Ghana.

The Government also launched a Street Litter Bin Campaign and deployed 4,100 (240-Litre capacity) bins to aid the proper disposal of litter (waste) along the principal streets in selected MMDAs within the Greater Accra, Ashanti, Western, Central, Oti and Volta Regions. To advance the campaign, the Greater Accra Sustainable Sanitation and Livelihood Improvement Project (GASSLIP) procured 5,100 (120 litre) litter bins to aid proper disposal of solid waste in the project beneficiary areas.

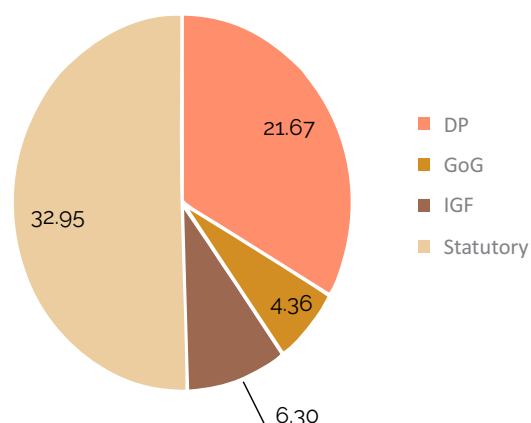
In addition, the Office of the Head of Local Government Service (OHLGS) developed eight operational manuals for the Agriculture, Social Welfare & Community Development, Works, Physical Planning, Roads, Statistics, Transport and Waste Mgt. departments of the Assemblies.^{xii}

MMDAs Analyses

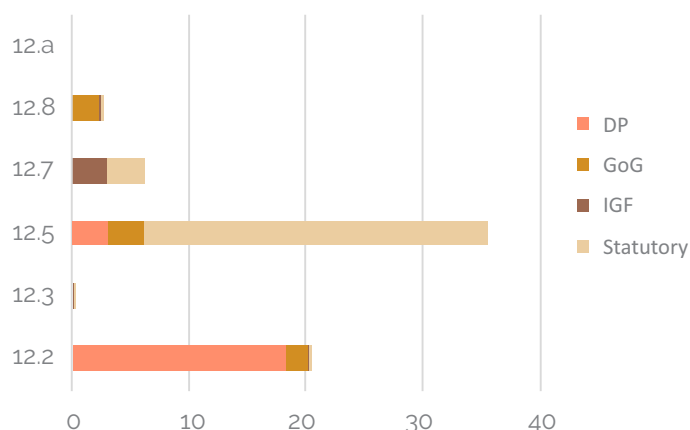
In 2019, GH¢190.5 million was allocated by MDAs for goal 12 but reduced to GH¢65.2 million in 2020. At the National level, a total of GH¢ 22.3 million was allocated, while the remaining GH¢42.9 million was at the MMDA level. In all, six targets under Goal 12 were funded. They included Targets 12.2, 12.3, 12.5, 12.7, 12.8 and 12.a. In 2019 the main source of funding was GOG with an amount of GH¢123.3 million for this goal. While Target 12.5 received the highest amount of GH¢35.5 million in 2020, Target 12.6 received the highest funds in 2019.

NATIONAL (MDA/MMDA)

SDG Budget by Goal (MDA/MMDA)



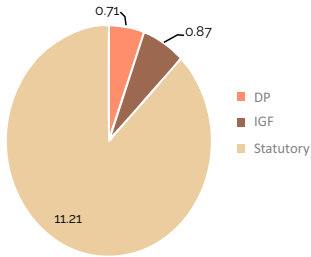
SDG Budget by Goal, Target and District



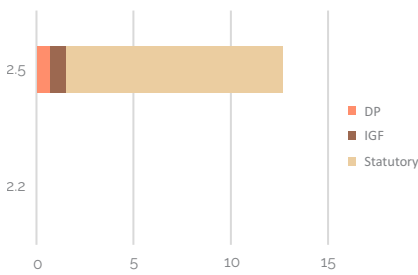
REGIONAL

ASHANTI REGION

SDG Budget by Region and Goal

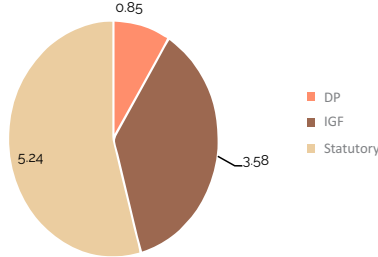


SDG Budget by Goal, Target and District

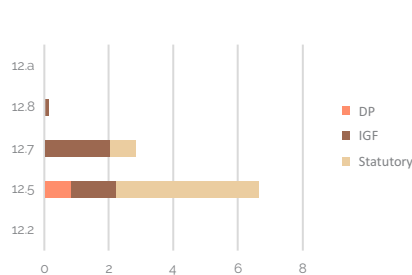


GREATER ACCRA REGION

SDG Budget by Region and Goal

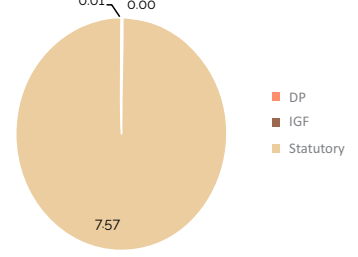


SDG Budget by Goal, Target and District

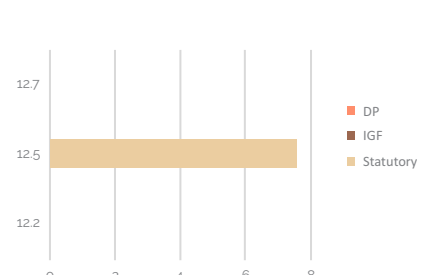


WESTERN NORTH REGION

SDG Budget by Region and Goal



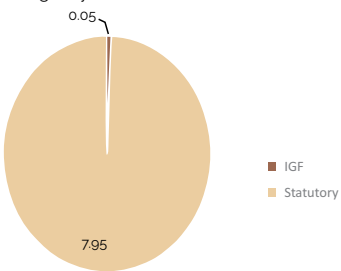
SDG Budget by Goal, Target and District



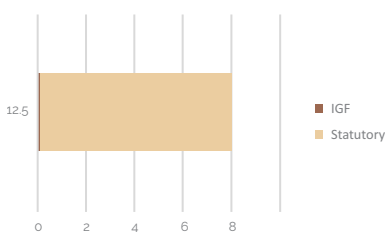
DISTRICTS

Suame Municipal Assembly (SMA)

SDG Budget by Goal and District

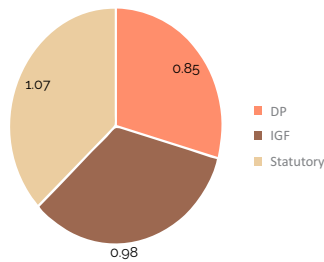


SDG Budget by Goal, Target and District

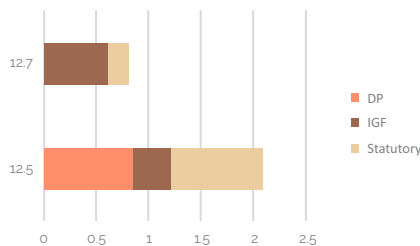


Ashaiman Municipal Assembly (ASHMA)

SDG Budget by Goal and District

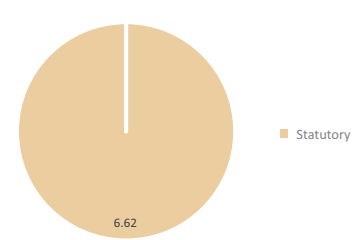


SDG Budget by Goal, Target and District

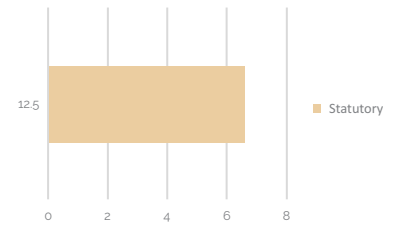


Sefwi-Wiawso Municipal Assembly (SWMA)

SDG Budget by Goal and District



SDG Budget by Goal, Target and District





Climate Action

Take urgent action to combat climate change and its impacts

Global Perspective

Climate change as a crosscutting development issue presents a major threat to long term growth and prosperity of all countries. The collective global will to keep global temperature increase well below 2 degrees as well as strengthening the ability of countries to deal with its impact, through appropriate financial flows, a new technology framework and an enhanced capacity building framework.

The COVID-19 pandemic has caused serious global health crisis and forced economies to slow down. During the Pandemic, Carbon dioxide (Co₂) emissions and human mobility reduced, improving air quality.

National Perspective

The direct manifestation of climate change in Ghana is evident in the increasing temperatures; rainfall variability, sea-level rise, increasing greenhouse gas emissions and loss of carbon sinks that are threatening the lives and livelihoods of a great number of its people. Ghana's economy relies heavily on climate sensitive sectors mainly on agriculture, energy and forestry. About 70% of the population depends directly or indirectly on agriculture (fisheries, crop and animal farming etc.) and forest sector for both timber and non-timber forest products.

In recognition of this, government has made concerted efforts to mainstream climate change in to policies and sectoral activities to achieve sustainable growth. In June 2020 Ghana launched the process to develop a National Adaptation Plan (NAP). The NAP process is to develop temperature and rainfall scenarios up to 60 years into the future. These climate projections, combined with climate-vulnerability assessments for different sectors, will serve as planning guides for government's investment decisions and changes to regulatory and fiscal frameworks or public awareness to reduce exposure and sensitivity to climate risks.



VRA Navrongo solar power plant
Kassena - Nankana East
Bolgatanga

Policy Initiatives

Some government Initiatives outlined in the 2020 budget to combat climate change include; the development of a Climate-Smart Agriculture Investment Plan (CSAIP) to implement the Agriculture and Food Security component of its National Climate Change policy; the commissioning of a training centre, health post and football pitch at Old Fadama to enhance sound dismantling of end-of-life Electrical and Electronic Equipment; implementation of the Ghana National Plastics Action Partnership and the Project on Marine Litter and Microplastics.

MMDAs Analyses

Under Goal 13, an amount of GH¢221.4 million was budgeted at the MDA and MMDA levels. At the MDA level, a total of GH¢211.4 million was approved, while GH¢10 million was allocated towards the delivery of programmes at the MMDA levels in the National Budget.

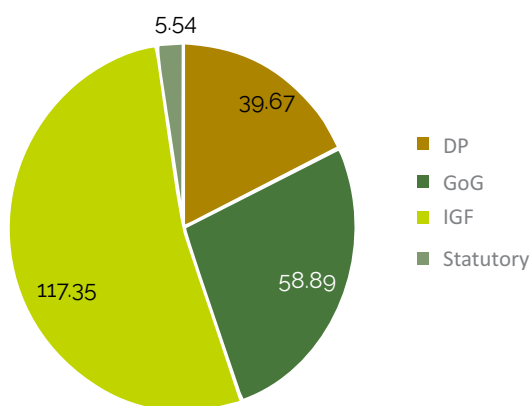
Here, a total of four targets were funded, namely 13.1, 13.2, 13.3 and 13.a. The most funded target under Goal 13 was 13.1 at an amount of GH¢214.1 million, while the least funded target was 13.a with an amount of only GH¢7.5 thousand.

The funding sources for Goal 13 were GoG, DP, IGF and Statutory Funds. IGF was the main source of Funds under this Goal with an amount of GH¢117.3 million.

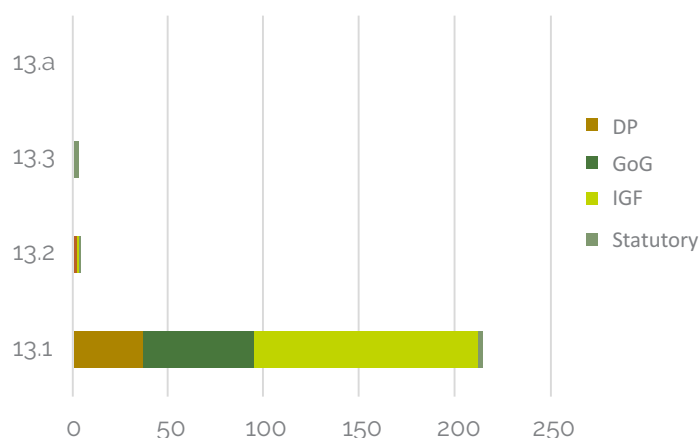
At the Regional level, the top three regions with the most fund allocation under Goal 13 were Upper East with GH¢ 3.3 million, Greater Accra with GH¢ 1.6 million, and Volta with GH¢ 1.2 million. The sources of funds in all three regions were from DP, IGF and Statutory. DP funds were the highest in the Upper East Region, while Statutory funds were the highest for Greater Accra and Volta Regions.

NATIONAL (MDA/MMDA)

SDG Budget by Goal (MDA/MMDA)



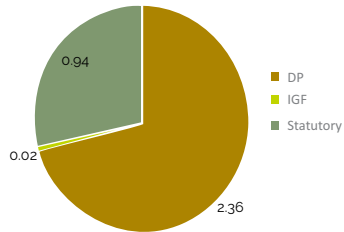
SDG Budget by Goal, Target and District



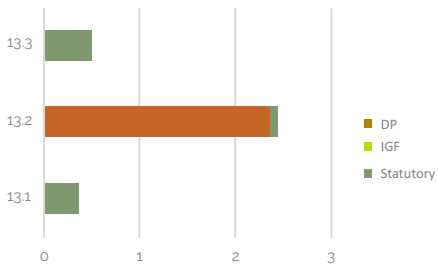
REGIONAL

UPPER EAST REGION

SDG Budget by Region and Goal

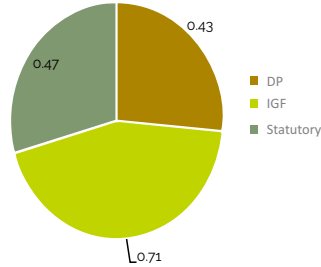


SDG Budget by Goal, Target and District

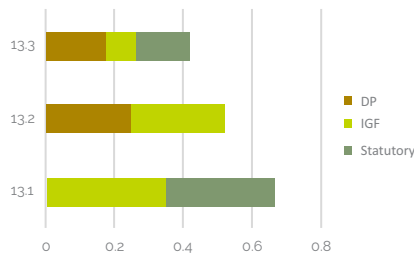


GREATER ACCRA REGION

SDG Budget by Region and Goal

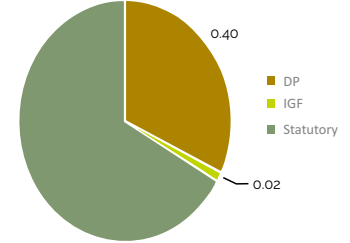


SDG Budget by Goal, Target and District

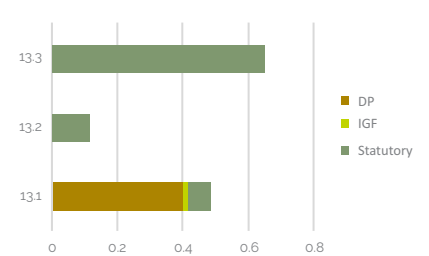


VOLTA REGION

SDG Budget by Region and Goal



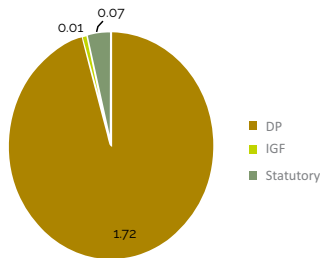
SDG Budget by Goal, Target and District



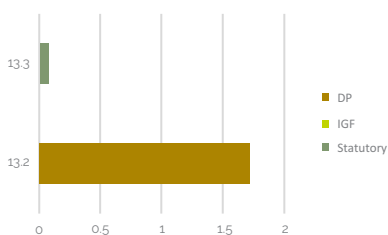
DISTRICTS

Tempene (TeDA), Garu (GDA)

SDG Budget by Goal and District

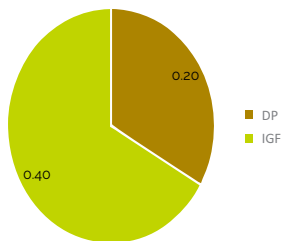


SDG Budget by Goal, Target and District

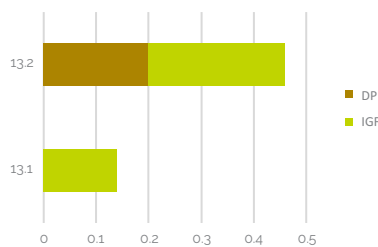


Accra Metropolitan Assembly (AMA)

SDG Budget by Goal and District

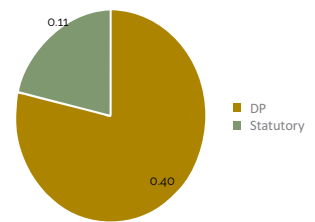


SDG Budget by Goal, Target and District

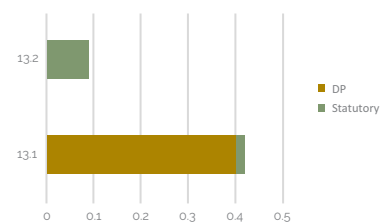


Afadzato South District Assembly (AFSDA)

SDG Budget by Goal and District



SDG Budget by Goal, Target and District





Life Below Water

Conserve and sustainably use the oceans, seas and marine resources for sustainable development



Crabs at the seashore in kokrobite

Global Perspective

Over three billion people depend on marine and coastal biodiversity for their livelihoods. However, today 30% of the world's fish stocks overexploited, reaching below the levels at which they can produce sustainable yields.

Oceans also absorb about 30% of the carbon dioxide produced by humans, and a 26% rise in ocean acidification since the beginning of the industrial revolution. Marine pollution, an overwhelming majority of which comes from land-based sources, is reaching alarming levels, with an average of 13,000 pieces of plastic litter to be found on every square kilometre of ocean.

National Perspective

In 2017, the Water Resources Commission indicated that about 60 per cent of Ghana's water bodies are polluted, highlighting illegal mining, industrial waste, household disposals and farming.

Policy Initiatives

Ghana formally joined the Global Plastic Action Partnership (GPAP), a public-private platform dedicated to fostering action to combat the plastic pollution crisis, and became the first African nation to combine forces with this ambitious new initiative dedicated to eradicating plastic waste and pollution worldwide.

In line with the Fisheries Management Plan (2015-2019) which was developed to guide conservation of fish stocks, government banned fishing activities for a month in 2019 to protect fish population.

The Fisheries Enforcement Unit (FEU) was established with the responsibility of enforcing fisheries law and regulations in the country

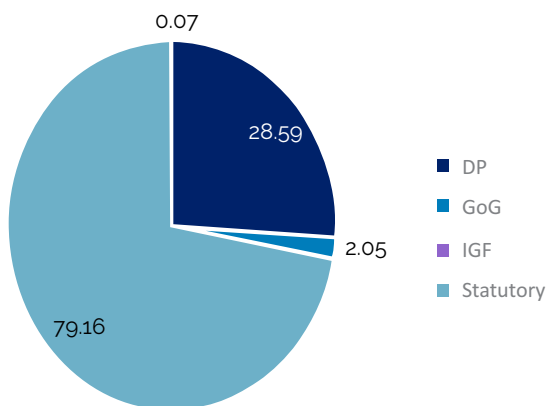
MMDA Analyses

In 2019 GH¢259.2 million was allocated for the MDA. The 2019 SDGs report also shows that target 14.6 received the most funds. The sources of funds under this Goal were GoG, DP, Statutory Funds, and IGF. IGF had the most amount of GH¢ 79.1 million, followed by DP funds of GH¢ 28.5 million, GoG had GH¢ 2 million, and Statutory Funds was GH¢ 74.5.

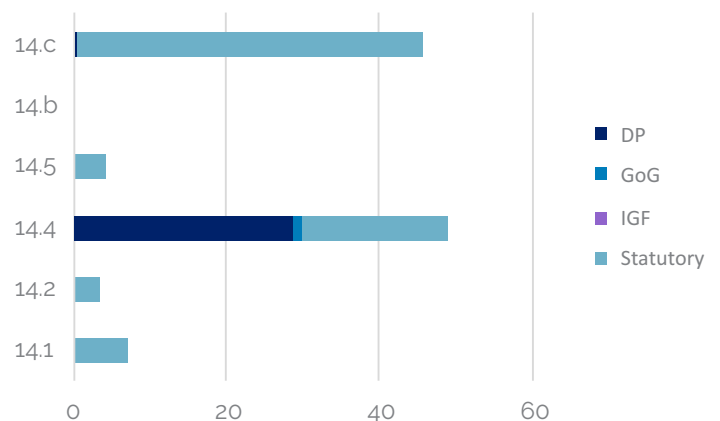
The total amount of funds approved at the MMDA level totalled GH¢ 129.8 thousand, while funds at the MDA was GH¢ 109.7 million. Greater Accra Region was the only region with funds under Goal 14.

NATIONAL (MDA/MMDA)

SDG Budget by Goal (MDA/MMDA)



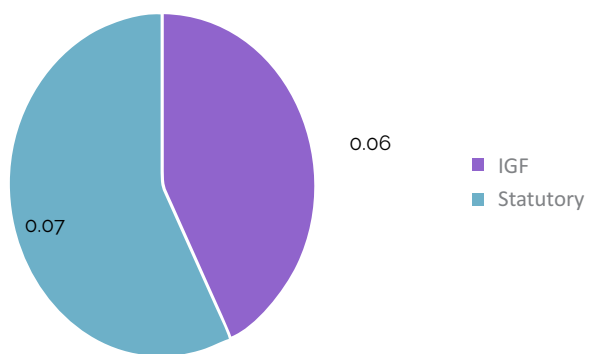
SDG Budget by Goal, Target and District



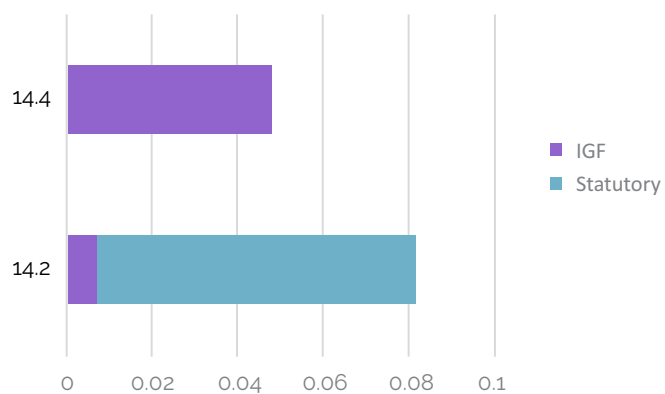
REGIONAL

GREATER ACCRA REGION

SDG Budget by Goal (MDA/MMDA)



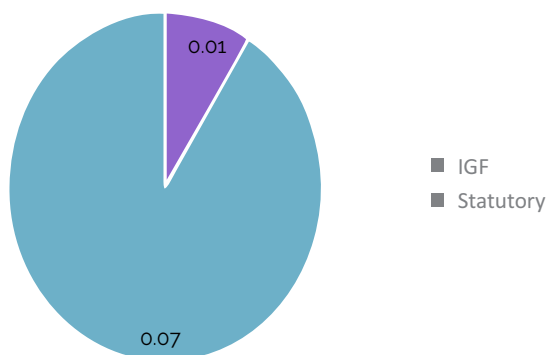
SDG Budget by Goal, Target and District



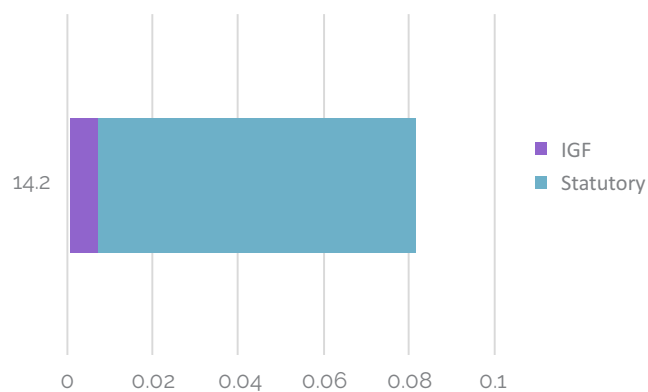
DISTRICTS

Ada East District

SDG Budget by Goal (MDA/MMDA)



SDG Budget by Goal, Target and District





Life on Land

Protect, restore and promote sustainable use of terrestrial ecosystems, sustainably manage forests, combat desertification and halt and reverse land degradation and halt biodiversity loss

Global Perspective

The earth is our existence, about 1.6 billion people directly depend on forests for their livelihood. The forests also house more than 80% of all terrestrial species of animals, plants and insects. Nevertheless, human activities through deforestation, global warming and meat-production, is slowly killing our earth and its inhabitants. Between 2015 and 2020, the rate of deforestation was estimated at 10 million hectares per year, down from 16 million hectares per year in the 1990s. The area of primary forest worldwide has decreased by over 80 million hectares since 1990. This can however be fixed by focusing on the changes we can make now to sustainably manage forests, combat desertification, reverse land degradation and put a stop to biodiversity loss.

National Perspective

Ghana is well known for its tropical forests and cocoa farms. However, the health and productivity of existing arable land keeps declining. Currently 35 percent of its land is at risk of desertification and land degradation.



Aerial view of a forest in Aburi

Policy Initiatives

Government in support of implementation of Goal 15 in the 2020 budget embarked on a number of initiatives. Under the National Afforestation Programme, a total area of 17,118.3ha of forest plantation was established against a target of 15,000ha. In addition, 19 million seedlings, including ofram, emire, wawa, kokrodua, teak, cedrela, gmelina, cassia, eucalyptus and mahogany species were supplied and planted. To provide alternative livelihoods and reduce the dependency on forest resources, 516 beehives and apiculture kits were procured for 469 people from communities in the Bono, Bono East, Ahafo, Western and Western North Regions under the Forest Investment Programme. A new directorate dedicated to Small Scale Mining and Industrial Minerals was setup to ensure the efficient management of the natural resources such as the water bodies and vegetation.

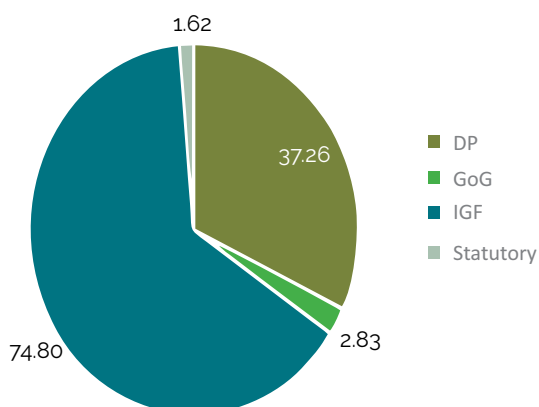
MMDAs Analyses

In all, seven targets were funded under Goal 15. At the national level, four targets were funded namely targets 15.1, 15.2, 15.7, and 15.b which amounted to a total of GH¢ 109 million. The targets addressed at the district levels included 15.2, 15.5, 15.8, 15.b, and 15.c with an amount of GH¢ 7.5 million. The target that received the most funding was 15.b with an amount of GH¢ 95.7 million, while the least funded target was 15.7.

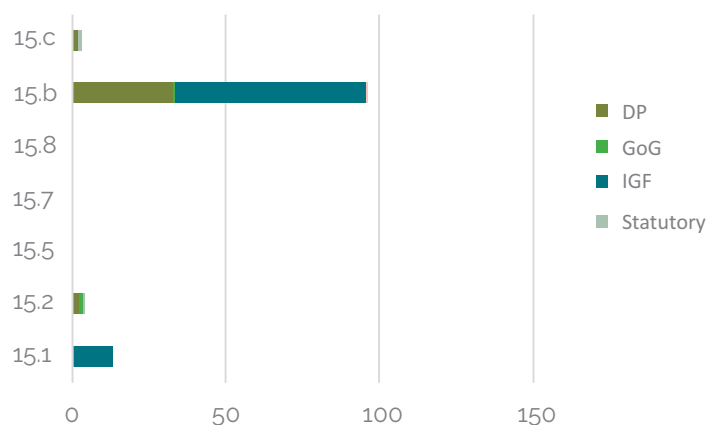
In total, GH¢ 116 million was allocated to Goal 15 by both MDAs and MMDAs in the 2020 Budget Statement. The funding sources for this budgeted amount included GoG, IGF, Statutory, and DP Funds. IGF constituted the highest funding source, with Statutory being the least funding source for Goal 15. The top three regions with the most funding allocations under this Goal were Eastern, North East, and Bono with GH¢ 1.9 million, GH¢ 1.3 million, and GH¢ 1.1 million as the respective amounts. In all three regions, DP funds were the main source of funding.

NATIONAL (MDA/MMDA)

SDG Budget by Goal (MDA/MMDA)



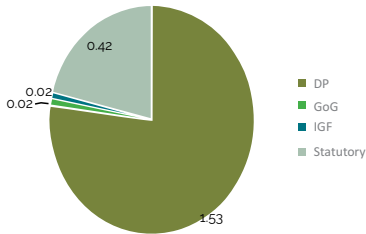
SDG Budget by Goal, Target and District



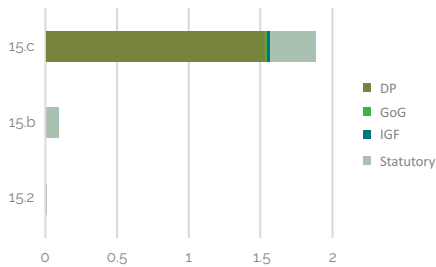
REGIONAL

EASTERN REGION

SDG Budget by Region and Goal

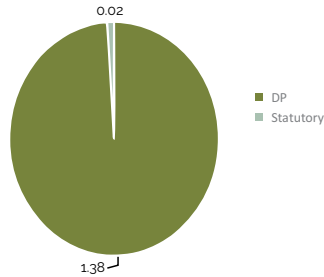


SDG Budget by Goal, Target and District

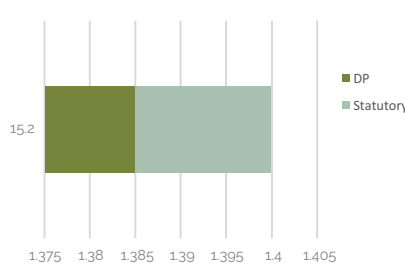


NORTH EAST REGION

SDG Budget by Region and Goal

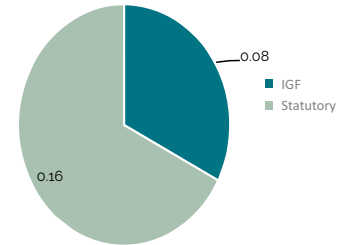


SDG Budget by Goal, Target and District

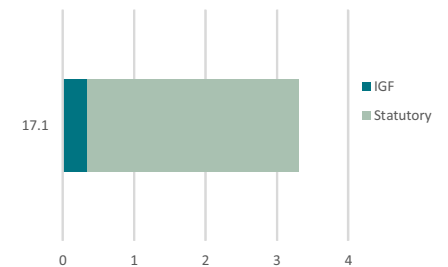


BONO REGION

SDG Budget by Region and Goal



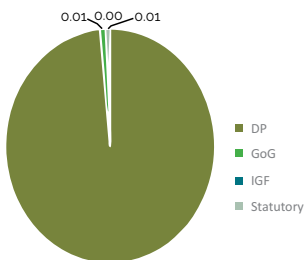
SDG Budget by Goal, Target and District



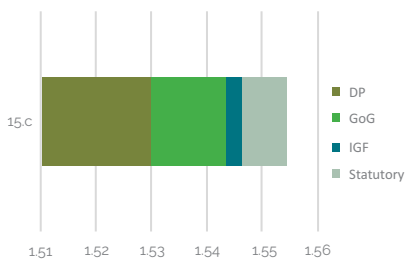
DISTRICTS

Akyemansa District Assembly (AMDA)

SDG Budget by Goal and District

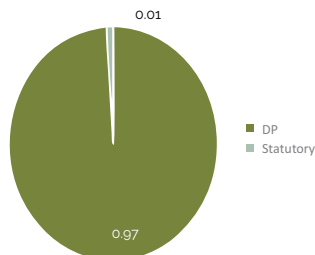


SDG Budget by Goal, Target and District

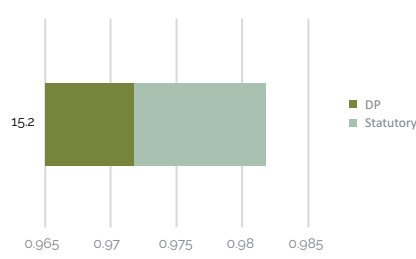


West Mamprusi Municipal Assembly (WMMA)

SDG Budget by Goal and District

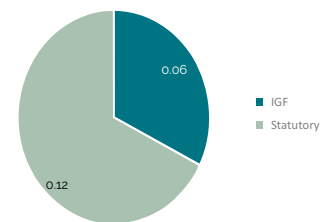


SDG Budget by Goal, Target and District

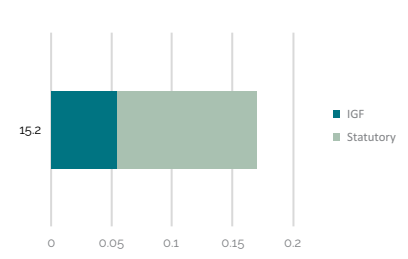


Jaman North District Assembly (JNDA)

SDG Budget by Goal and District



SDG Budget by Goal, Target and District





Peace, Justice and Strong Institutions

Protect peaceful and inclusive societies for sustainable development, provide access to justice for all and build effective, accountable and inclusive institutions at all levels



Ghana Police Headquarters, Accra

Global Perspective

Conflict, insecurity, weak institutions and limited access to justice remain a great threat to sustainable development. The number of people fleeing war, persecution and conflict exceeded 70 million in 2018, the highest level recorded by the UN Refugee Agency (UNHCR) in almost 70 years.

In 2019, the United Nations tracked 357 killings and 30 enforced disappearances of human rights defenders, journalists and trade unionists in 47 countries. The births of around one in four children under age 5 worldwide are never officially recorded, depriving them of a proof of legal identity crucial for the protection of their rights and for access to justice and social services.

National Perspective

Government is implementing various SDG 16 related policies through various MDAs. Some interventions contributing to SDG 16 have also been facilitated by traditional authorities, religious leaders and civil society organisations. Key in driving the work on peaceful societies are government affiliated institutions such as National Population Council (NPC), the Commission on Human Rights and Administrative Justice (CHRAJ), Domestic Violence and Victim Support Unit (DOVVSU) of the Police Service.

Policy Initiatives

The National Peace Council (NPC) and the National Peace Act are aligned with SDG 16 and serves as a comprehensive framework for the promotion and implementation of SDG 16. The fundamental role of the Council is to prevent, manage, resolve and build a sustainable government in the country.

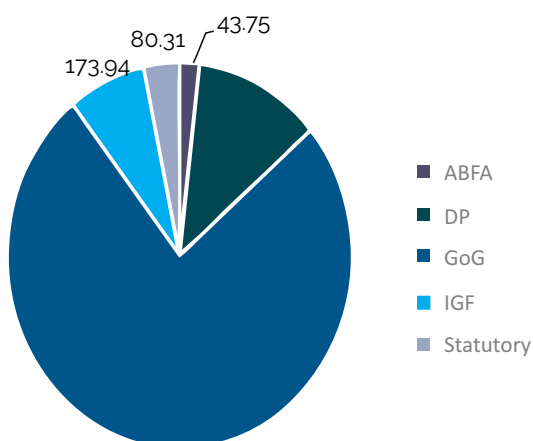
The National Social Protection Policy Framework was created under the Ministry of Gender, Children and Social Protection to mitigate inequality and bridge the gender gap in terms of inclusiveness and social development. The target group for the policy was women in rural areas.

MMDAs Analyses

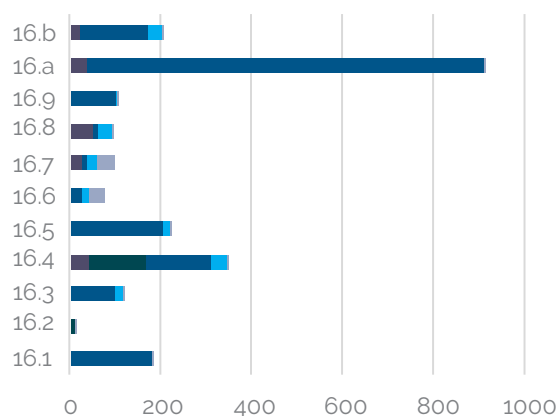
In 2019, GH¢2 billion was allocated to MDAs, but increased slightly to GH¢ 2.3 billion across the National and Local levels. Out of this amount, GH¢ 134.3 million was at the District level. The total amount at the National level amounted to GH¢ 2.2 billion. In 2019 and 2020, GOG was the main source of funding with an amount of GH¢1.99 billion and GH¢ 1.8 billion respectively. The targets at both National and District levels included 16.1, 16.2, 16.3, 16.4, 16.5, 16.6, 16.7, 16.8, 16.9, 16.a, and 16.b. The most funded target under Goal 16 was 16.a with an amount of GH¢ 913.9 million in 2019, and 16.9 in 2020.

NATIONAL (MDA/MMDA)

SDG Budget by Goal (MDA/MMDA)



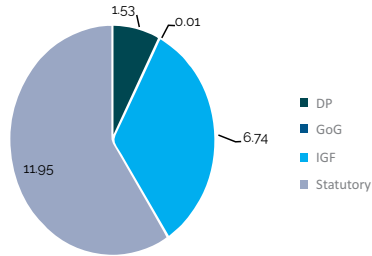
SDG Budget by Goal, Target and District



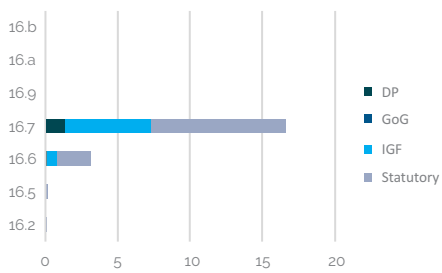
REGIONAL

EASTERN REGION

SDG Budget by Region and Goal

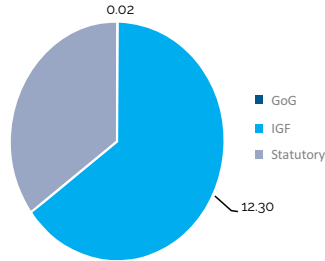


SDG Budget by Goal, Target and District

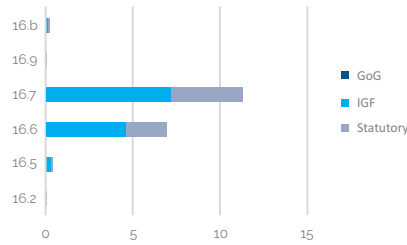


GREATER ACCRA REGION

SDG Budget by Region and Goal

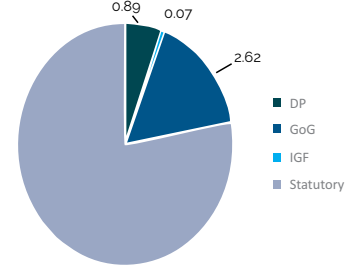


SDG Budget by Goal, Target and District

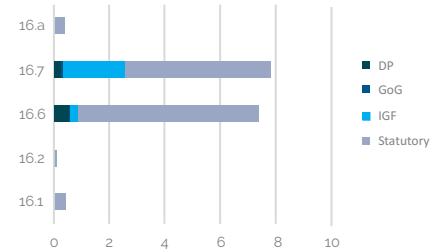


NORTHERN REGION

SDG Budget by Region and Goal

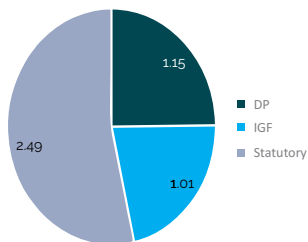


SDG Budget by Goal, Target and District

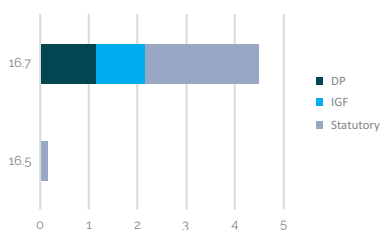


DISTRICTS

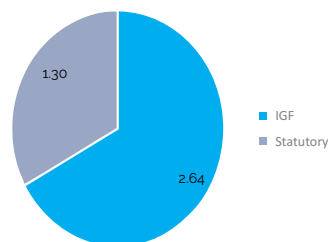
Akuapem South District Assembly (ASDA)



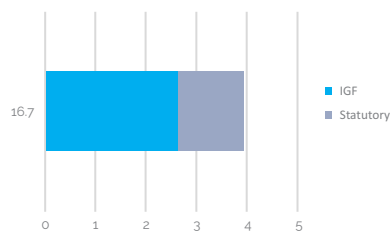
SDG Budget by Goal, Target and District



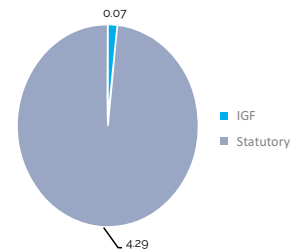
Ashaiman Municipal Assembly (ASHMA)



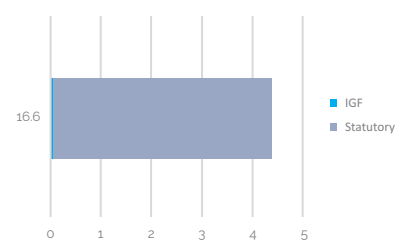
SDG Budget by Goal, Target and District



Nantom District Assembly (NDA)



SDG Budget by Goal, Target and District





Partnership For The Goals

Strengthen the means of implementation and revitalise the global partnership for sustainable development

Global Perspective

A united front among countries is required for the realization of the SDGs by 2030. The importance of strong global, regional, national, and local level partnerships cannot be underestimated; particularly in light of the cross-country vulnerabilities that have been revealed by the Covid-19 pandemic. The global economy is projected to contract sharply, by 3%, in 2020, experiencing its worst recession since the Great Depression.

Strong international cooperation is needed, now more than ever, to ensure that countries have the means to recover from the pandemic, build back better and achieve the SDGs. North-South and South-South cooperation will be vital to support national plans to achieve all the targets. Promoting international trade and helping developing countries increase their exports are all critical to the development of a universal rules-based and equitable system that is fair, open, and benefits all.

National Perspective

Ghana has formed a number of partnerships in its work on the Climate and Clean Air Coalition (CCAC), Ghana Climate Care Project and Global LPG Partnership. These multi-stakeholder partnerships is crucial for leveraging the interlinkages between the SDGs to enhance their effectiveness and impact while accelerating progress in achieving the Goals.



Policy Initiatives

The United Nations Sustainable Development Partnership (UNSDP) 2018-2022, reflects Ghana's national goals and its commitments to global development initiatives and sets out the UN system's collective contributions to help the Government in collaborating with other stakeholders to achieve these goals.

The Ministry of Finance has established an annual SDGs Investment Fair with partners and stakeholders to create a platform that will bring together local and foreign investors to promote resource mobilisation and investment. The 2020 Accra SDGs Investment Fair was organized on the theme "Regaining Momentum in SDGs Implementation during and post COVID-19.

The Ghana National Development Cooperation Policy (GNDCP) has been finalised to shape the interaction with DPs towards the effective mobilisation of resources.

The Ghana COVID-19 Private Sector Fund and its accomplishments is evidence of the incredible milestones that can be achieved through partnership. The Private Sector, through the Fund, and in collaboration with government completed the Ghana Infectious Disease Centre (GIDC) which is intended to improve the medical diagnostic and research capacity of Ghana with regards to infectious diseases.

MMDAs Analyses

Total funding for 2019 stood at GH¢37.46 billion. The total budget allocated under Goal 17 reduced to GH¢ 34.8 billion in 2020. The National level had a total allocation of GH¢ 34.8 billion, while the District level had an amount of GH¢ 55.5 million.

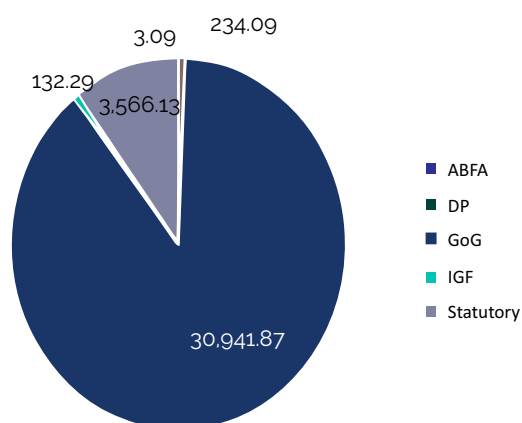
Sources of Funds under Goal 17 were the ABFA, GoG, DP, IGF, and Statutory Funds. GoG was the main source of funds for Goal 17 with an amount of GH¢ 30.9 billion, while ABFA had the least amount at GH¢ 3 million.

Targets funded under this Goal included 17.1, 17.3, 17.6, 17.7, 17.8, 17.9, 17.10, 17.11, 17.13, 17.14, 17.16, 17.18, and 17.19. The most funded target was 17.1 in 2019 and 17.13 in 2020, with an amount of GH¢ 21.8 billion. The least funded target is 17.16 with an amount of GH¢ 35 thousand.

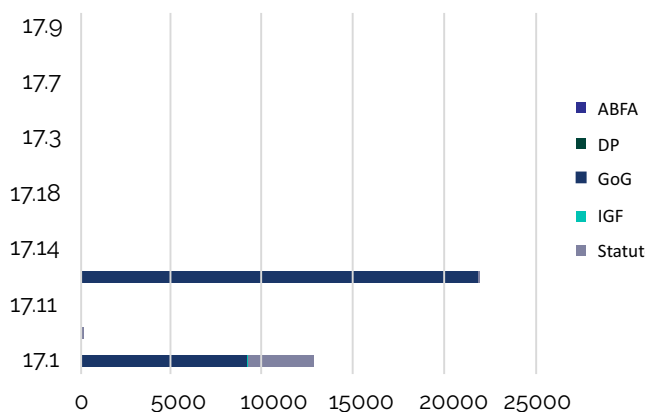
Target 17.1 still remained the most funded target in both reports.

NATIONAL (MDA/MMDA)

SDG Budget by Goal (MDA/MMDA)



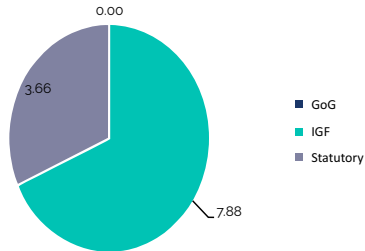
SDG Budget by Goal, Target and District



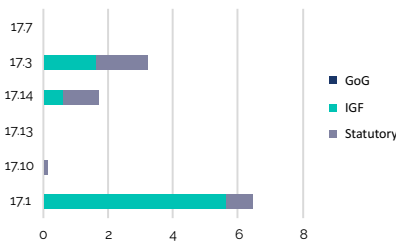
REGIONAL

ASHANTI REGION

SDG Budget by Region and Goal

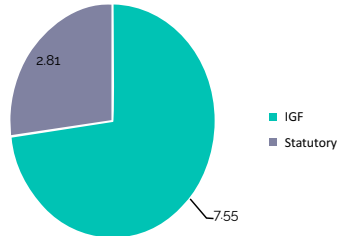


SDG Budget by Goal, Target and District

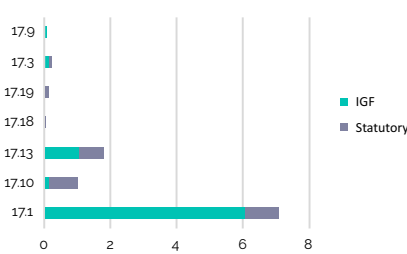


GREATER ACCRA REGION

SDG Budget by Region and Goal

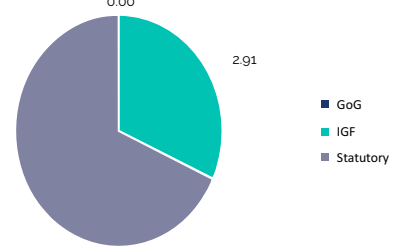


SDG Budget by Goal, Target and District

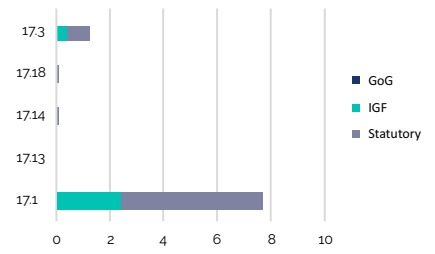


EASTERN REGION

SDG Budget by Region and Goal



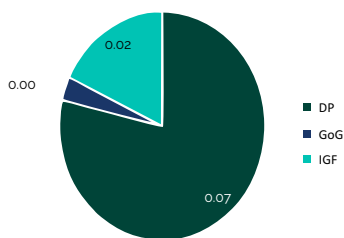
SDG Budget by Goal, Target and District



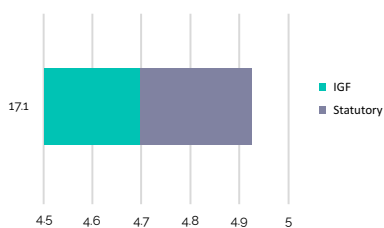
DISTRICTS

Kumasi Metropolitan Assembly (KMA)

SDG Budget by Goal and District

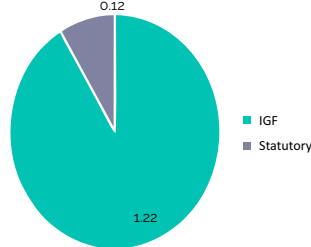


SDG Budget by Goal, Target and District

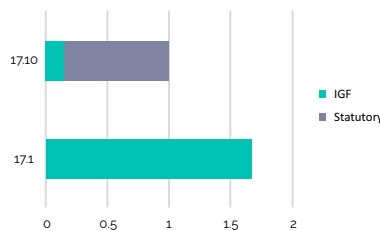


Accra Metropolitan Assembly (AMA)

SDG Budget by Goal and District

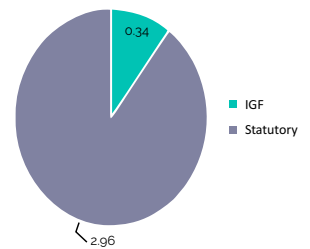


SDG Budget by Goal, Target and District

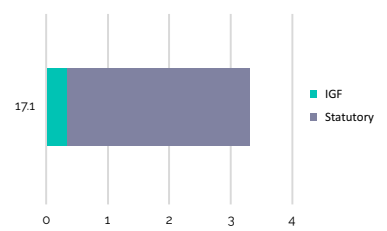


Achiase District Assembly (ADA)

SDG Budget by Goal and District



SDG Budget by Goal, Target and District



Conclusion

The 2020 SDGs Budget Report is an improvement on the baseline and 2019 reports. Drawing from the recommendations of previous reports, this year's report captured the budgetary allocations for all the MMDAs, their respective expenditures on the 17 Goals, juxtaposed the 2020 and the 2019 expenditures; and also highlighted the progress made, as well as some of the initiatives completed under the Goals.

Similar to the 2019 budget report, the 2020 report was based on the tracking system developed after the codes implemented in the national Chart of Account. Per the methodology, this allowed for the tracking of allocations and expenditures for identified indicators in all the MMDAs - a total of 254 at the time of the budget's approval, as well as for all MDAs. The aggregation of information at the indicator level allowed for allocations and expenditures to be tracked even at regional levels. Open access to this tracking tool would inform Civil Society and the general public of budget priorities towards Goals and indicators at the level of MMDAs.

The uniqueness of 2020 as a result of the global COVID-19 pandemic has been a focus of the 2020 SDGs Budget Report; and the report has highlighted the reprioritisation of the budget/spending toward especially health/COVID-19 related expenditure. Subsequent SDGs Budget reports will highlight spending within the framework of the Ghana CARES Obaatanpa Programme particularly during its medium-term Revitalization Phase, which is from 2021 to 2023.

It is the expectation of the Ministry of Finance (MOF) and its partners that the Budget Report generates healthy competition among the MMDAs in order to accelerate the implementation of the Sustainable Development Goals, as well as close the financing gap at the local level through expanded engagements with private enterprises and philanthropies.

Bibliography

1. The Sustainable Development Goals (SDGs) in Ghana Advocacy Messages, 2017.
2. United Nations Environment Plan UNEP, why do the Sustainable Development Goals matter – Life Below Water.
3. Ghana Business News, Ghana has covered 14 out of 17 SDGs – PEF
4. Global Partnership for the Prevention of Armed Conflict GPPAC Country Report, SDG 16+ in Ghana, 2019.
5. West Africa Network for Peace Building, WANEP, Progress towards peaceful, just and inclusive societies SDG 16+ in Ghana.
6. Goal 16: Peace, justice and strong institutions, UNDP Ghana, 2020
7. Ghana becomes first African nation to join ambitious partnership to end plastic pollution, World Economic Forum.
8. Fishers to enforce fisheries laws, Ghana News Agency
9. Fisheries Commission and FEU call for logistics to improve efficiency, Graphic Online
10. 60% of Ghana's water bodies polluted – Water Resources Commission
11. SDG tracker, Promote just, peaceful and inclusive societies
12. Environmental Justice Atlas, Hazardous e-waste recycling in Agbogbloshie, Accra, Ghana
13. GIZ, Environmentally Sound Disposal and Recycling of E-waste in Ghana (E-Waste project), 2020
14. UNEP Report, National Programme on Sustainable Consumption and Production for Ghana
15. UN Food and Agriculture Organisation FAO, Ensure sustainable consumption and production patterns
16. USAID, COUNTRY DEVELOPMENT COOPERATION STRATEGY
17. UNICEF, Health and Nutrition, helping children survive and thrive
18. USAID, Global Health.
19. SDGs Goals Fund, Goal3: Good Health and Well Being
20. Global Partnership for Education GPE, Education in Ghana
21. Global Partnership for Education GPE, In Ghana, innovating to improve education sector results
22. IRC Ghana, Sanitation Challenge for Ghana: SC4Gh at a glance: contest for local assemblies, 2019.
23. Community Water and Sanitation Agency (CWSA), Ghana: Cabinet Approves Community Water and Sanitation Agency Policy Reform
24. National Community Water and Sanitation Strategy (NCWSS), 2014
25. Resource Centre Network Ghana, 62% of Ghanaians have access to potable water
26. Water.org Ghana's water and sanitation crisis
27. United Nations Environment Programme, Issue Brief SDG 6.
28. UN, Water Action Decade.

Endnotes

- i UN Goal 1 (2020). The Sustainable Development Goals (SDG 1). Retrieved from; <https://www.un.org/sustainabledevelopment/poverty/>
- ii Silver, M. & Gharib, M. (October, 2017). What's The Meaning Of The World Bank's New Poverty Lines? Retrieved from; <https://www.npr.org/sections/goatsandsoda/2017/10/25/558068646/whats-the-meaning-of-the-world-banks-new-poverty-lines>
- iii World Bank (September 2018). Decline of Global Extreme Poverty Continues but Has Slowed: World Bank. Press Release. Retrieved from; <https://www.worldbank.org/en/news/press-release/2018/09/19/decline-of-global-extreme-poverty-continues-but-has-slowed-world-bank>
- iv Edwards, A. (2016) 2015 Drop in Poverty is Largest on Record Since 1999. Retrieved from: <https://www.census.gov/newsroom/blogs/random-samplings/2016/09/2015-drop-in-poverty-is-largest-on-record-since-1999.html>;
- v GSS (June, 2020). Multidimensional Poverty- Ghana. Retrieved from; https://www.gh.undp.org/content/ghana/en/home/library/poverty/ghana_s-multidimensional-poverty-index-report-.html
- vi OPHI (July, 2020). Ghana launches a national Multidimensional Poverty Index. Retrieved from; https://ophi.org.uk/ophi_stories/ghana-launches-a-national-multidimensional-poverty-index/
- vii UN Ghana (July, 2020). Maiden Multidimensional Poverty Index report for Ghana launched. Retrieved from; <https://ghana.un.org/en/75327-maiden-multidimensional-poverty-index-report-ghana-launched>
- viii Ghana's SDGs Baseline Report (August, 2019). Retrieved from; <https://www.mofep.gov.gh/sites/default/files/news/Ghana's-SDG-Budget-Baseline-Report-Aug-09-18.pdf>
- ix Ghana SDGs Budget Report (July, 2020). Retrieved from; <https://www.mofep.gov.gh/news-and-events/2019-07-08/ghana-2019-SDGs-budget-report#:~:text=The%202030%20Agenda%20for%20Sustainable,countries%20into%20their%20own%20hands.&text=A%20tool%20for%20online%20tracking,made%20available%20to%20the%20public.>
- x Minister of Health, Mr Kwaku Agyemang-Manu disclosed this during the 2019 Health Summit, which was held in Accra on Monday April 15, 2019.
- xi Ministry of Finance (2020). 2020 National Budget Statement. Retrieved from; http://www.mofep.gov.gh/sites/default/files/budget-statements/2020-Budget-Statement-and-Economic-Policy_v3.pdf
- xii ILO (2020). World Employment and Social Outlook – Trends 2020. Retrieved from; <https://www.ilo.org/global/research/global-reports/weso/2020/lang--en/index.htm>
- xiii Department of Economic and Social Affairs (Ed.). (2020). The Sustainable Development Goals Report 2020 (pp. 40-41, Rep.). New York, NY: United Nations Publications. Retrieved from <https://unstats.un.org/sdgs/report/2020/The-Sustainable-Development-Goals-Report-2020.pdf>.
- xiv UN DESA (April, 2020). 60 international agencies urge rapid, coordinated response as pandemic threatens to destabilize poor countries' finances. Retrieved from; <https://www.un.org/development/desa/en/news/financing/2020-fsdr.html>
- xv UN SDGs Economic Growth. Retrieved from; <https://www.un.org/sustainabledevelopment/economic-growth/>
- xvi International Labour Organisation. (2020). ILO Monitor: COVID-19 and the world of work. (5th ed., Rep.). Retrieved from https://www.ilo.org/wcmsp5/groups/public/---dgreports/---dcomm/documents/briefingnote/wcms_749399.pdf
- xvii UN ITFFD (2020). Press release: Financing for Sustainable Development Report 2020. Retrieved from; <https://developmentfinance.un.org/press-release-financing-sustainable-development-report-2020>
- xviii Dabalen, A. & Paci, Pierella (August 2020). How severe will the poverty impacts of COVID-19 be in Africa? Retrieved from; <https://blogs.worldbank.org/african/how-severe-will-poverty-impacts-covid-19-be-africa>
- xix The World Banks, Ghana Statistical Service, & United Nations Development Programme Ghana. (2020, August 3). Ghana COVID-19 Business Tracker Report (Publication). Retrieved https://www.gh.undp.org/content/dam/ghana/docs/Reports/Ghana_COVID-19_Business Tracker Results_Brief Report.pdf

- xx Office of the President, Republic of Ghana. (2020, May 19). President Akufo-Addo Launches Gh¢1 Billion Cap Business Support Scheme [Press release]. Retrieved from <http://presidency.gov.gh/index.php/briefing-room/news-style-2/1587-president-akufo-addo-launches-gh-1-billion-cap-business-support-scheme>
- xxi Ghana Statistical Service. (2016, May 24). Integrated Business Establishment Survey Summary Report (Rep.). Retrieved https://statsghana.gov.gh/gssmain/fileUpload/pressrelease/SUMMARY_REPORT_FINAL_FINAL_24-5-16.pdf
- xxii Ministry of Finance. (2020). Mid-Year Review of the Budget Statement and Economic Policy of the Government of Ghana and Supplementary Estimate for the 2020 Financial Year (Ghana, Ministry of Finance). Accra: Ministry of Finance.
- xxiii Ibid.
- xxiv Smart Work Place. (2020). Retrieved from <https://smartworkplace.gov.gh/>
- xxv MoF (March, 2020). Statement to Parliament on Economic Impact of the COVID-19 Pandemic on the Economy of Ghana. Retrieved from; <https://www.mofep.gov.gh/news-and-events/2020-03-30/statement-to-parliament-on-economic-impact-of-the-covid-19-pandemic-on-the-economy-of-ghana>
- xxvi Laryyoh, T. M. (April, 2020). 300,000 public sector workers in Ghana to work from home. Retrieved from; <https://www.pulse.com.gh/bi/strategy/300000-public-sector-workers-in-ghana-to-work-from-home/1rcvndv#:~:text=The%20Ghanaian%20government%20has%20started,for%20300%2C000%20public%20sector%20employees.&text=The%20platform%20is%20dubbed%20%E2%80%9Csmart%20workplace%20project%E2%80%9D.>
- xxvii Ministry of Railways Development. (2019, January 6). Accra-Tema Railway Service to Resume Next Week [Press release]. Retrieved from <http://www.mrd.gov.gh/4/16/77/accra-tema-railway-service-to-resume-next-week-minister>
- xxviii United Nations Development Programme (2014). Ghana-UNICEF Inequality Briefing Paper. Retrieved from <https://www.undp.org/content/dam/ghana/docs/Doc/Inclgro/Ghana-unicef%20Inequality%20Briefing%20Paper%20FINAL%20DRAFT%20Apr%202014.pdf>
- xxix Ghana Statistical Services (2014). Ghana Living Standards Survey VI. Retrieved from https://statsghana.gov.gh/gssmain/fileUpload/Living%20conditions/GLSS6_Main%20Report.pdf
- xxx UNDP. (n.d.). Goal 11: Sustainable cities and communities. Retrieved from <https://www.undp.org/content/undp/en/home/sustainable-development-goals/goal-11-sustainable-cities-and-communities.html>
- xxxi United Nations Department of Economic and Social Affairs (Ed.). (2020). The Sustainable Development Goals Report 2020 (pp. 46-47, Rep.). New York, NY: United Nations Publications. Retrieved from <https://unstats.un.org/sdgs/report/2020/The-Sustainable-Development-Goals-Report-2020.pdf>.
- xxxii Ibid. UNDP. (n.d.). Goal 11: Sustainable cities and communities.
- xxxiii Ministry of Finance. (2019, December 30). National Housing and Mortgage Fund (NHMF) Survey [Press release]. Retrieved from <https://www.mofep.gov.gh/news-and-events/2019-12-30/national-housing-and-mortgage-fund-nhmf-survey>
- xxxiv C40 Cities. (2019). C40 Cities Bloomberg Philanthropies Awards 2019. Retrieved from <https://www.c40.org/awards/awards-2019/profiles>
- xxxv Nordic Sustainability, C40 Cities, & Realdania. (n.d.). Cities100 (2019 ed., pp. 171-172, Rep.). Retrieved from <https://realdania.dk/publikationer/faglige-publikationer/cities100-2019-edition>.
- xxxvi Embassy of France in Accra. (2020, January 16). Sustainable Cities Conference: Waste management and Urban Mobility in Accra. Retrieved from <https://gh.ambafrance.org/Sustainable-Cities-Conference-Waste-management-and-Urban-Mobility-in-Accra>
- xxxvii Ibid. Ministry of Finance. (2019, December 30). National Housing and Mortgage Fund (NHMF) Survey [Press release].
- xxxviii Accra Metropolitan Assembly, & 100 Resilient Cities. (2019) Accra Resilience Strategy. Retrieved from <https://ama.gov.gh/documents/Accra-Resilience-Strategy.pdf>
- xxxix Joy Online. (2020, July 27). 3rd Ghana Green Building Summit 2020 held in Accra. Retrieved from <https://www.myjoyonline.com/news/3rd-ghana-green-building-summit-2020-held-in-accra/>
- xl Official Website of the Ghana Commodities Exchange (What is GCX)
- xli Ministry of Finance (2019). 2020 National Budget.

Our appreciation to UNDP for their support in the printing
and dissemination of the 2020 SDGs Budget Report

Photography by : Yaw Yeboah Amagyei and Andrew Darteh

SUSTAINABLE DEVELOPMENT GOALS

1 NO POVERTY



2 ZERO HUNGER



3 GOOD HEALTH AND WELL-BEING



4 QUALITY EDUCATION



5 GENDER EQUALITY



6 CLEAN WATER AND SANITATION



7 AFFORDABLE AND CLEAN ENERGY



8 DECENT WORK AND ECONOMIC GROWTH



9 INDUSTRY, INNOVATION AND INFRASTRUCTURE



10 REDUCED INEQUALITIES



11 SUSTAINABLE CITIES AND COMMUNITIES



12 RESPONSIBLE CONSUMPTION AND PRODUCTION



13 CLIMATE ACTION



14 LIFE BELOW WATER



15 LIFE ON LAND



16 PEACE, JUSTICE AND STRONG INSTITUTIONS



17 PARTNERSHIPS FOR THE GOALS



SUSTAINABLE DEVELOPMENT GOALS

