



REPUBLIC OF GHANA

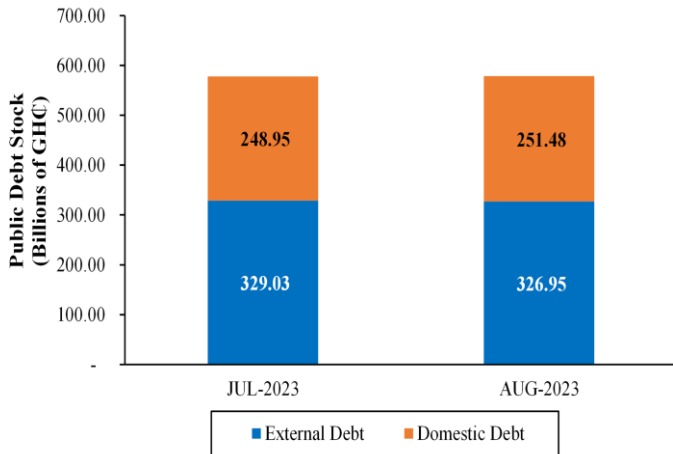
MINISTRY OF FINANCE

MONTHLY PUBLIC DEBT NEWSLETTER

AUGUST 2023 EDITION

Public Debt Highlights: Aug-2023

- Prov. Nominal Debt Stock** : **GHC578.44 bn**
Equivalent to : *US\$52.48 bn*
- Prov. Public Debt to Rev. Proj. GDP** : **67.67%**
o/w External Debt to GDP : *38.25%*
o/w Domestic Debt to GDP : *29.42%*
- Prov. Change in Public Debt Stock**
 - YTD* : *32.88%*
 - YoY* : *34.72%*
 - MoM* : *0.08%*

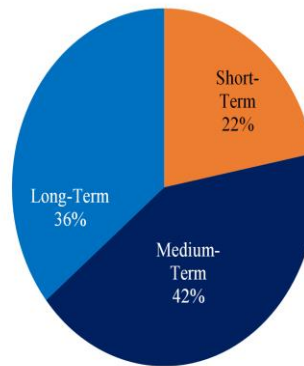


PROVISIONAL PUBLIC DEBT STOCK

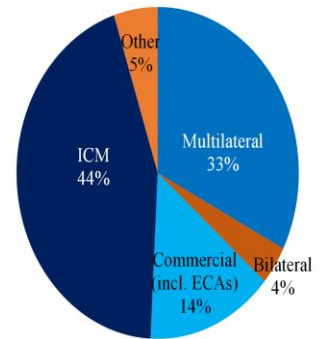
	JUL-2023		AUG-2023	
	USD' MM	GHS' MM	USD' MM	GHS' MM
TOTAL PUBLIC DEBT	52,499.84	577,976.00	52,479.24	578,436.72
External Debt	29,886.93	329,028.17	29,663.08	326,952.44
Domestic Debt	22,612.91	248,947.83	22,816.16	251,484.28
EXTERNAL DEBT STOCK	29,886.93	329,028.17	29,663.08	326,952.44
Multilateral	9,684.93	106,622.31	9,652.09	106,387.31
Bilateral	1,287.69	14,176.30	1,120.80	12,353.69
Export Credits	669.67	7,372.46	664.74	7,326.92
Commercial	3,650.90	40,193.17	3,634.12	40,055.98
International Capital Market	13,103.87	144,261.78	13,103.87	144,433.44
Other Concessional	1,489.87	16,402.14	1,487.46	16,395.10
DOMESTIC DEBT STOCK	22,612.91	248,947.83	22,816.16	251,484.28
Short-Term Instruments	4,844.34	53,331.87	5,009.65	55,217.36
Medium-Term Instruments	9,485.35	104,425.14	9,576.32	105,552.10
Long-Term Instruments	8,235.20	90,662.16	8,182.23	90,186.15
Standard Loans	48.02	528.67	47.96	528.67

Source: Ministry of Finance

Domestic Debt, end Aug-2023



External Debt, end Aug-2023



- Total Debt Inflows** - **GHC 7.43 bn**
o/w External Debt Disbursements - *GHC 0.45bn*
o/w Domestic Debt Issuances - *GHC 6.98 bn*
- Total Principal Repayments** - **GHC 11.61 bn**
o/w External Debt Repayments - *GHC 0.02 bn*
o/w Domestic Debt Maturities - *GHC 11.59 bn*

Disclaimer: The data herein are provisional. The Ministry reserves the right to revise the figures anytime new information becomes available.

