



REPUBLIC OF GHANA

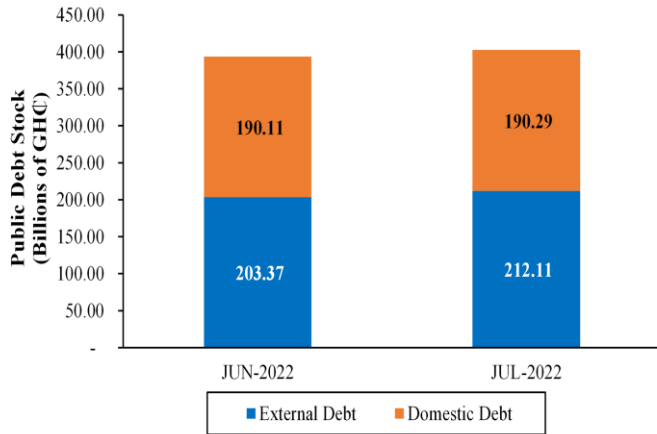
MINISTRY OF FINANCE

MONTHLY PUBLIC DEBT NEWSLETTER

JULY 2022 EDITION

Public Debt Highlights: Jul-2022

- Prov. Debt Stock** : **GHC402.40 bn**
Equivalent to : *US\$53.19 bn*
- Prov. Public Debt Stock to GDP : 65.35%**
o/w External Debt to GDP : *34.45%*
o/w Domestic Debt to GDP : *30.90%*
- Prov. Change in Public Debt Stock**
YTD : *14.29%*
YoY : *19.74%*
MoM : *2.27%*

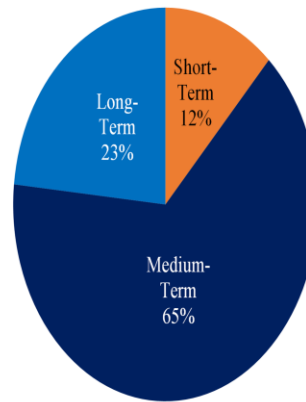


PROVISIONAL PUBLIC DEBT STOCK

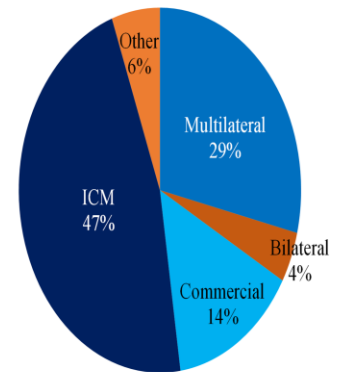
	JUN-2022		JUL-2022	
	USD' MM	GHS' MM	USD' MM	GHS' MM
TOTAL PUBLIC DEBT	54,438.02	393,483.45	53,186.47	402,398.23
External Debt	28,135.88	203,368.97	28,035.77	212,113.01
Domestic Debt	26,302.14	190,114.49	25,150.71	190,285.22
EXTERNAL DEBT STOCK	28,135.88	203,368.97	28,035.77	212,113.01
Multilateral	8,073.63	58,356.99	8,066.17	61,027.06
Bilateral	1,276.60	9,227.41	1,254.72	9,492.97
Export Credits	911.13	6,585.75	890.04	6,733.86
Commercial	3,202.26	23,146.28	3,155.26	23,872.06
International Capital Market	13,119.86	94,831.66	13,119.86	99,262.23
Other Concessional	1,552.40	11,220.88	1,549.72	11,724.83
DOMESTIC DEBT STOCK	26,302.14	190,114.49	25,150.71	190,285.22
Short-Term Instruments	2,889.48	20,885.43	2,989.31	22,616.53
Medium-Term Instruments	17,167.27	124,086.78	16,192.98	122,512.88
Long-Term Instruments	6,158.22	44,512.24	5,876.78	44,462.58
Standard Loans	87.16	630.03	91.63	693.24

Source: Ministry of Finance

Domestic Debt, end Jul-2022



External Debt, end Jul-2022



- Total Debt Inflows** - **GHC8.57 bn**
o/w External Debt Disbursements - *GHC0.37 bn*
o/w Domestic Debt Issuances - *GHC8.20 bn*
- Total Principal Repayments** - **GHC9.07 bn**
o/w External Debt Repayments - *GHC0.31 bn*
o/w Domestic Debt Maturities - *GHC8.76 bn*

Disclaimer: The data herein are provisional. The Ministry reserves the right to revise the figures anytime new information becomes available.

