



REPUBLIC OF GHANA

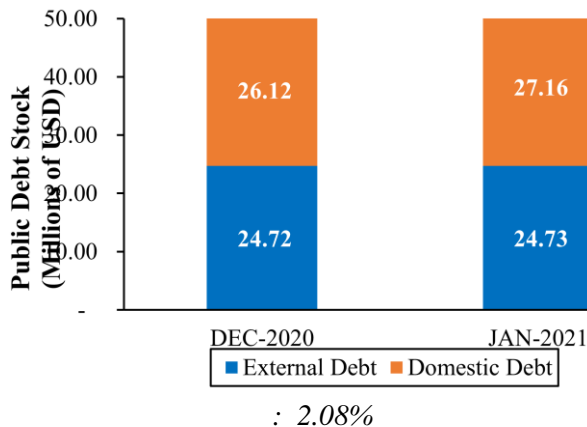
MINISTRY OF FINANCE

MONTHLY PUBLIC DEBT NEWSLETTER

JANUARY 2021 EDITION

Public Debt Highlights: Jan-2021

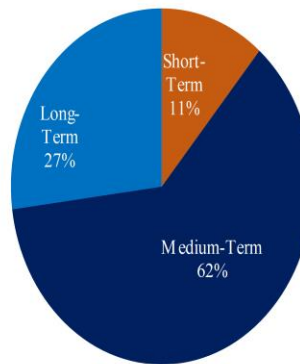
- Prov. Debt Stock** : **GHC299.06 bn**
Equivalent to : *US\$51.89 bn*
- Prov. Public Debt Stock to GDP : 65.14%**
o/w External Debt to GDP : *31.05%*
o/w Domestic Debt to GDP : *34.09%*
- Prov. Change in Public Debt Stock**
YTD : *2.08%*
YoY : *29.99%*
MoM



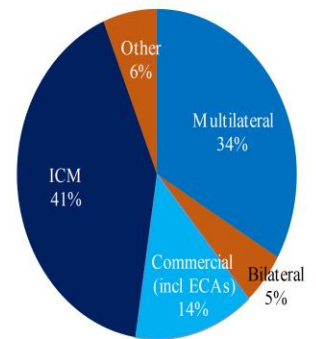
PROVISIONAL PUBLIC DEBT STOCK				
	DEC-2020		JAN-2021	
	USD' MM	GHS' MM	USD' MM	GHS' MM
TOTAL PUBLIC DEBT	50,832.43	291,630.72	51,890.01	299,057.69
External Debt	24,715.77	141,796.83	24,734.08	142,549.93
Domestic Debt	26,116.66	149,833.89	27,155.93	156,507.76
EXTERNAL DEBT STOCK	24,715.77	141,796.83	24,734.08	142,549.93
Multilateral	8,280.17	47,504.14	8,263.61	47,625.64
Bilateral	1,297.36	7,443.06	1,289.82	7,433.62
Export Credits	966.12	5,542.74	967.96	5,578.62
Commercial	2,415.37	13,857.22	2,457.50	14,163.31
International Capital Market	10,215.09	58,604.99	10,215.45	58,874.68
Other Concessional	1,541.66	8,844.68	1,539.75	8,874.06
DOMESTIC DEBT STOCK	26,116.66	149,833.90	27,155.93	156,507.76
Short-Term Instruments	2,938.95	16,861.02	3,041.82	17,530.93
Medium-Term Instruments	15,752.84	90,375.60	16,731.60	96,429.23
Long-Term Instruments	7,386.25	42,375.64	7,344.05	42,325.97
Standard Loans	38.63	221.63	38.46	221.63

Source: Ministry of Finance

Domestic Debt, end Jan 2021



External Debt, end Jan 2021



- Total Debt Inflows** - **GHC12.12 bn**
o/w External Debt Disbursements - *GHC0.39 bn*
o/w Domestic Debt Issuances - *GHC11.73 bn*
- Total Principal Repayments** - **GHC5.16 bn**
o/w External Debt Repayments - *GHC0.09 bn*
o/w Domestic Debt Maturities - *GHC5.07 bn*

Disclaimer: The data herein are provisional. The Ministry reserves the right to revise the figures anytime new information becomes available.

